

County of Stanislaus~City of Modesto

7th Street Bridge Project

Public Information Meeting to Review Bridge Aesthetics - #2 Summary Report

Wednesday, February 25, 2015
6:00 p.m. – 8:00 p.m.

Basement Training Room
City-County Administrative Offices
1010 Tenth Street, Modesto, California

Prepared by Judith Buethe Communications



General Information about This Document

What is in this document?

This document is a summary report of the second Public Information Meeting to Review Bridge Aesthetics for the 7th Street Bridge Project held on Wednesday, February 25, 2015.

What should you do?

- Please read this summary report.
- If you have any concerns about the summary report or questions about the environmental process, please contact David Leamon, Project Manager, Stanislaus County Public Works, 1010 Tenth Street, Suite 4202, Modesto, CA 95254, or by email to leamond@stancounty.com. For general information about the meeting, call (209) 464-4350, ext. 101, or send email to Hotline@buethecommunications.com.

Table of Contents

General Information about This Document.....	2
Table of Contents.....	3
Executive Summary.....	4
Chapter 1: Introduction.....	5
1.1 A Second Public Information Meeting to Review Bridge Aesthetics Was Held.....	5
1.2 Announcement of the Second Public Information Meeting to Review Bridge Aesthetics....	5
1.3 Purpose and Goals of the Second Public Information Meeting to Review Bridge Aesthetics	5
1.4 Format of the Second Public Information Meeting to Review Bridge Aesthetics.....	5
Chapter 2: Second Public Information Meeting to Review Bridge Aesthetics Proceedings	
2.1 Room Layout.....	7
2.2 Displays and Exhibits.....	8
Station 1: Welcome Board and Sign-in Table.....	8
2.3 Staff and Elected Officials at the Meeting.....	8
2.3.1 Elected Officials.....	8
2.3.2 Stanislaus County.....	8
2.3.3 Consultants.....	8
2.4 Attendance.....	9
Chapter 3: Presentation and Audience Interaction.....	10
3.1 Presentation and Questions/Comments.....	10
3.2 Tally of Ballots Received.....	12
Chapter 4: Additional Public Input.....	13

Appendices

Appendix A: Notices.....	14
Meeting Invitation via U.S. Mail.....	14
Newspaper Advertisement (English).....	15
Newspaper Tear Sheet.....	16
News Release, February 19, 2015.....	17
News Release, February, 25, 2015.....	18
Appendix B: Handouts.....	19
Agenda.....	19
Ballot.....	21
Appendix C: Display Materials and Presentation.....	23
Display Boards.....	23
PowerPoint Presentation.....	23
Appendix D: Ballots Received.....	32
Appendix E: Sign-in Sheets.....	150

Executive Summary

Stanislaus County, in cooperation with the City of Modesto, held a Second Public Information Meeting to Review Bridge Aesthetics in Modesto, California on Wednesday, February 25, 2015. Stanislaus County is the lead agency for the California Environmental Quality Act (CEQA), and Caltrans is the lead agency for the National Environmental Policy Act (NEPA) for the 7th Street Bridge Project.

The project is in the Project Approval and Environmental Document (PA&ED) phase.

Alternatives for the 7th Street Bridge Project may include building a new bridge or rehabilitating the existing bridge in combination with a new bridge, as well as a no-build alternative. The Second Public Information Meeting to Review Bridge Aesthetics provided an update on project plans, following input on project aesthetics on January 14, 2015, from members of the public and other interested parties. This second meeting summarized the results of the first meeting, presented updated renderings for the proposed bridges, and offered an additional opportunity for the public to provide comments, concerns, or suggestions about bridge aesthetics to consider during the design phase of the project.

The Public Information Meeting to Review Bridge Aesthetics was publicized through a jumbo postcard invitation sent by first-class U.S. mail, a public notice (advertisement) in English published in *The Modesto Bee*, a news release to print and broadcast media that serve the Modesto area, and the websites of the City, County, and Caltrans. Additionally, information about the meeting was posted on the dedicated project website: www.7thStreetBridge.org.

Twenty-three persons were signed in at the Second Public Information Meeting to Review Bridge Aesthetics—16 members of the public and elected officials and seven members of the project team. After a welcome from the Stanislaus County Project Manager, a presentation was made by the consultant project manager and the bridge architect, who invited questions, comments, and suggestions from the audience. Members of the project team were also available during a subsequent open house period to receive comments and answer questions.

Informational display boards and exhibits were available for review. Attendees were also provided with a print agenda, a comment sheet for general comments about the project, and a ballot to solicit opinions on bridge aesthetics.

Personnel from Stanislaus County, City of Modesto, and the consultant team staffed the information stations.

A Caltrans Title VI survey was done by the public outreach team.

Chapter 1: Introduction

1.1 A Second Public Information Meeting to Review Bridge Aesthetics Was Held

Stanislaus County, in cooperation with the City of Modesto held a Second Public Information Meeting to Review Bridge Aesthetics from 6:00 p.m. – 8:00 p.m. on Wednesday, February 25, 2015.

1.2 Announcement of the Second Public Information Meeting to Review Bridge Aesthetics

The Second Public Information Meeting to Review Bridge Aesthetics was publicized through a jumbo postcard invitation sent by first-class U.S. Mail to approximately 580 property owners, residents, public agencies, emergency responders, transit agencies, civic and community groups, chambers of commerce, environmental groups, and other interested parties.

A public notice (advertisement) in English was placed in *The Modesto Bee* on Friday, February 20, 2015, Modesto, California. (See Appendix A for a copy of the public notice.)

A news release was distributed on February 19, 2015, and a media advisory on February 25, 2015, to print and broadcast media (mainstream and alternative) that serve the Modesto and Stanislaus County region. (See Appendix A for a copy of the news release.)

Information about the Public Information Meeting to Review Bridge Aesthetics was posted at www.7thStreetBridge.org.

Members of the Community Advisory Group (CAG), Modesto Chamber of Commerce, and other local organizations were also reminded by email on February 19, 2015, of the Second Public Information Meeting to Review Bridge Aesthetics and invited again to the meeting.

1.3 Purpose and Goals of the Second Public Information Meeting to Review Bridge Aesthetics

The Second Public Information Meeting to Review Bridge Aesthetics provided an update on project plans, following input on project aesthetics on January 14, 2015, from members of the public and other interested parties. After a welcome from the Stanislaus County Project Manager, a presentation was made by the consultant project manager and the bridge architect, who invited questions, comments, and suggestions from the audience. Members of the project team were also available during a subsequent open house period to receive comments and answer questions.

Members of the public were also informed of how they could comment, question, or provide other concerns about the project. Contact information for David Leamon, Department of Public Works, Stanislaus County, was provided. Members of the public were also given contact information for the Public Information Manager if general information about the meeting was needed. The project website was also included.

1.4 Format of the Public Information Meeting to Review Bridge Aesthetics

Twenty-three persons were signed in at the Public Information Meeting to Review Bridge Aesthetics—16 members of the public and elected officials and seven members of the project team. Each attendee was provided with a print agenda, a comment sheet for general comments, and a ballot for preferences about bridge aesthetics.

Attendees were invited to provide their opinions on specific aesthetic features for the bridge on printed ballots and also encouraged to submit written comments on comment sheets supplied by members of the public outreach team.

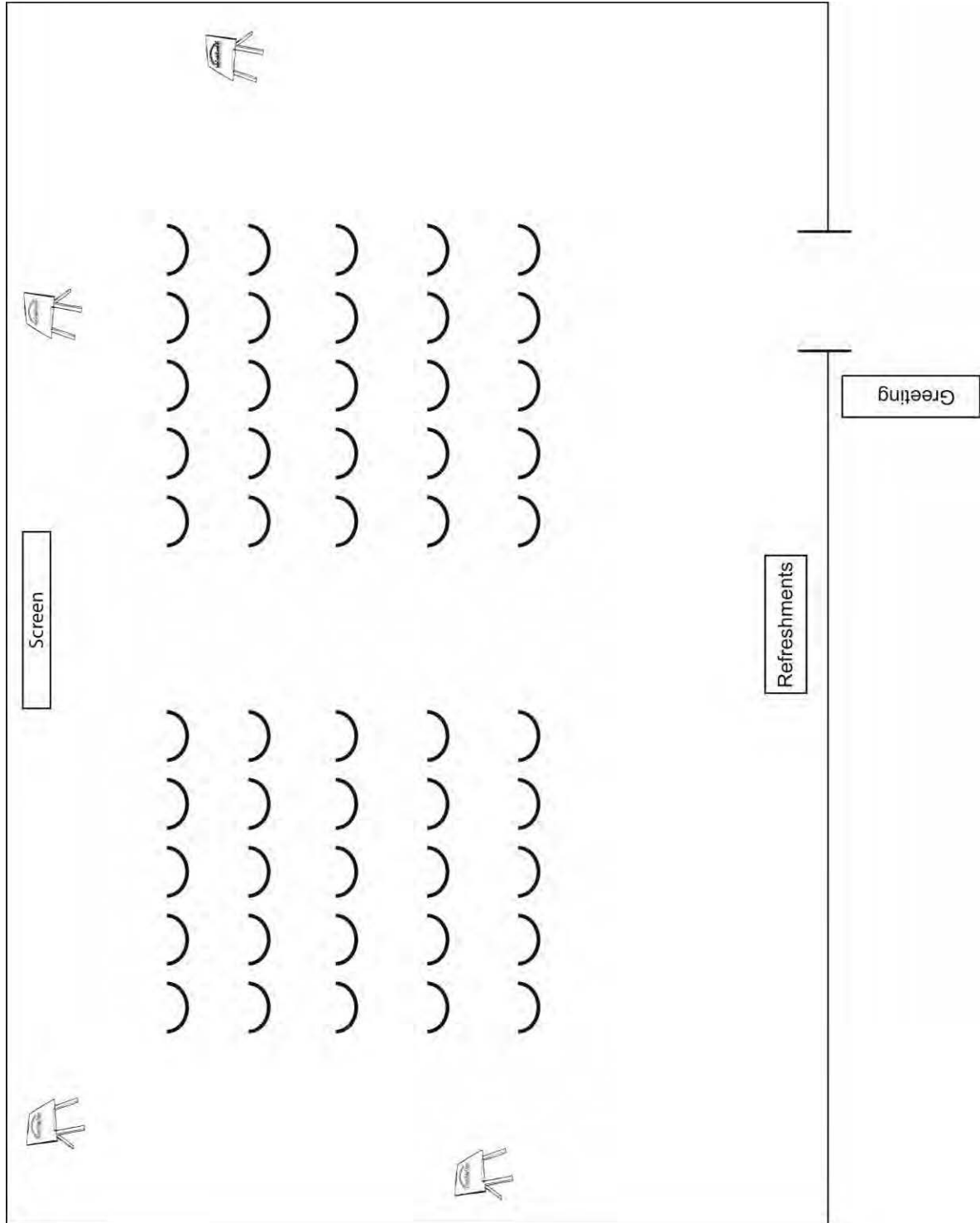
Exhibits staffed by members of the project team were placed in the room.

A Caltrans Title VI survey was done by the public outreach team.

Chapter 2: Public Information Meeting to Review Bridge Aesthetics Proceedings

2.1 Room Layout

Following is the room layout for the Public Information Meeting to Review Bridge Aesthetics. The layout encouraged attendees to move about the room and through the various stations.



2.2 Displays and Exhibits

The exhibits at the Second Public Information Meeting to Review Bridge Aesthetics provided examples of the four alternatives. (Reduced copies of the informational display boards and graphics are included in Appendix C.)

County and City staff and consultant team staff members were available to answer questions and receive comments and suggestions.

Station 1: Welcome Board and Sign-in Table

A welcome board greeted attendees as they arrived at the entrance to the Basement Training Room in the City-County Administrative Building where the Second Public Information Meeting to Review Bridge Aesthetics was held. Attendees were asked to sign in to maintain an attendance record and to ensure that all interested parties could be added to the project mailing list. (See Appendix E for sign-in lists of attendees at the Second Public Information Meeting to Review Bridge Aesthetics.)

The Public Outreach Manager staff members encouraged attendees to sign in, view the displays, ask questions, and provide their thoughts about the project. The Public Outreach staff members also gave each attendee a print program, a ballot, and a comment sheet. The print program welcomed them to the Second Public Information Meeting to Review Bridge Aesthetics, stated the meeting's agenda, and provided project background, the agenda, and project contact information. The print program also encouraged comment and listed future public involvement opportunities. (See Appendix B for copies of the handouts.)

News media kits were prepared for members of the news media who might attend.

The Public Outreach Manager staff members explained the overall format and encouraged people to ask questions of and provide comments to the project team members who were present.

A Title VI Public Participation Visual Survey was performed by the Public Outreach Manager.

2.3 Staff and Elected Officials at the Meeting

Staff

The following personnel organized and conducted the Public Information Meeting to Review Bridge Aesthetics and were available to answer questions and receive comments from the public.

2.3.1. Elected Officials

Modesto City Council

Jenny Kenoyer, Councilmember

2.3.2. Stanislaus County

David Leamon, P.E., Project Manager, Department of Public Works

2.3.3. Consultants

CH2M HILL

Hans Strandgaard, P.E., Project Manager

Matthew Franck, P.E., Environmental Lead

Chris Serroels, P.E., Bridge Lead

MacDonald Architects
Donald MacDonald, A.I.A.

Quincy Engineering, Inc.
Brent Lemon

Judith Buethe Communications
Judith Buethe, Public Outreach Manager
Rex Buethe, Public Outreach Assistant

2.4. Attendance

Individual Persons	Businesses	Civic Organizations	Government	Project Team	Media	TOTAL
9	6	0	1	7	0	23

Chapter 3: Presentation and Audience Interaction

Donald MacDonald, project architect, and Hans Strandgaard, consultant team project manager, opened the meeting and reviewed the program format of a PowerPoint presentation reviewing various bridge aesthetic alternatives and encouraged audience interaction. They also introduced a ballot on which members of the public can register their preferences for bridge aesthetics.

Q. What is a bridge head?

Don: Bridge heads mark the start or end of a bridge.

Q. Could lions be used on a bridge head again?

Don: Potentially, lions could be used, but we are looking to provide a more modern bridge head.

Hans: The proposed plaza would use recycled elements from the existing bridge, including the lions.

Q. Would the proposed plaza use the existing barriers with holes?

Hans: Potentially, although the team has been thinking more about the portions of the bridge with the benches and the lions. The portions of the existing railing that are out in the spans are the pieces with the barrier openings (holes). A portion of one of these barriers could be salvaged and used in the plaza area.

Q. Is there a possibility of maintaining the look of the existing barriers and lighting?

Hans: Barrier types that protect traffic are limited to those that have been crash-tested by Caltrans. Don has shown the Type 80 open concrete barrier which is a Caltrans-approved barrier. The design team will have more flexibility with an outer barrier/railing for pedestrians, if a crash barrier separates vehicles from the pedestrians.

Q. How do bicyclists view the river if the barrier is at the sidewalk edge? Could the barrier be outside the bike lane? (Councilmember Kenoyer)

The Type 80 concrete barrier has holes in it that will allow people to look through it (Added Note: the concrete portion of the Type 80 barrier is only 2'-8" high. Bicyclists' views of the river would not be obstructed when using the shoulder/bike lane).

Q. If the shoulder is used by a car, then is the bike path obstructed?⁴ (Councilmember Kenoyer)

Hans: Yes, but that is true for all Class II bike paths where the shoulder is a shared space available for car breakdowns.

Dave Leaman: If the community can produce the funds, we could make one sidewalk a shared-use path, 10' wide. Such a shared use path could be used by both pedestrians and bicyclists and would not be used by cars.

Q. If we could become a self-help county, that would help a lot! (Councilmember Kenoyer)

Q. We need to look ahead. We may wish we had installed a 10-foot wide sidewalk. (Councilmember Kenoyer)

Dave: The sidewalk would need to be locally subsidized.

Q. Are we going to remove the old bridge? (Councilmember Kenoyer)

Hans: It is removed in Alternatives 2A, 2B and 3 and preserved in Alternative 4.

Q. If the old bridge is removed, will the new bridge be built in its place? (Councilmember Kenoyer)

Hans: Yes, the new alignments are built on top of the old alignment.

Q. Can you leave the old bridge for pedestrians?

Hans and Dave: No, the HBP funding will only pay for a new bridge or rehabilitating the existing bridge for vehicles. A bridge converted to pedestrian use would have to be funded by the County/City-who do not have the funds to repair it nor to maintain it as a County or City owned bridge. Also, if preserved, the bridge will be at a low elevation and sandwiched between the existing rail road bridge and a new bridge, so the views won't be great. The flood requirements necessitate a higher bridge be built.

Q. It would be good to maintain a portion of the old bridge in the plaza. (Councilmember Kenoyer)

Don: The plaza is proposed to honor pieces of the old bridge.

Q. Are the exterior railing Options 2 and 3 equally safe? Option 2 looks like it could be used as a ladder and could be unsafe for children.

Hans: Both horizontal and vertical elements on railings have been used successfully on projects. We are unaware of any problems with horizontal elements; but if you have a preference, do mark your ballot accordingly.

Q. How do the alternatives impact the mobile home park?

Hans: The alternatives have slightly different alignments and slightly different impacts to Sunrise Village. A previous alignment, Alternative 1, was eliminated by the team after comments from residents about the impacts to the mobile home park. All the alternatives are available for viewing on the boards around the room. The engineers are also here to discuss each alternative after the meeting.

Q. What about the mobile home park residents in front?

Hans: The efforts and measures that will be taken to minimize the disruption to mobile home park residents can be discussed with the engineers at the alternative boards after the presentation.

Q. Can old-fashioned looking lights be LED?

Don: Yes. Modern LED lighting can be put into older-styled lighting.

Q. Councilmember Kenoyer asked: If bicyclists want to stop and enjoy the view, can they do so? Is there any way to put an auto barrier on the inside of the bike lane? A separator is needed between the auto and bicycle lanes.

Hans: The current plan is for a bike lane and shoulder to be combined. However, a separated and wider combined use path could be provided. Doing that would cost more since additional bridge width is needed.

Q. Is there a way to use the old-fashioned, traditional lighting fixtures but discourage vandalism? Can a louvered or other solution work?

Hans: There are techniques to avoid destruction by vandals.

Don: We are not aware of light treatments that use louvers; but with the modern LED fixtures, there are many dozens of LEDs that take the place of a single bulb, so it is more difficult for vandals to break them.

Q. Can the lighting be colored?

Don: Yes, other projects have used colored lights as well as lights that change color and are available for aesthetic lighting.

Q. Were planters considered for the median?

Hans: Yes, but the bridge cost increases because of the extra width that is required and Caltrans is unlikely to pay for any extra width. Additionally, there is a high cost to maintain the plantings in the median and the City and the County probably do not want to incur such a cost.

Q. Can the Alternative 4 handrail be combined with Alternatives 5 or 6? (Councilmember Kenoyer)

Hans: Yes, art elements can be incorporated into all of the railings. If you have ideas, please include them on your ballot.

Q. If the plaza is built, can some of the old stuff be used, added on, on the County side or the City side? What might be the extra cost? (Councilmember Kenoyer)

Dave: The costs are relatively modest for the plaza that is being proposed. It will be built on level ground and use pieces of the existing bridge.

Q. Can flag poles be added to the bridge heads? Perhaps on Option 2? Or used on the south end coming into Modesto?

Don: Flag poles have been done on another project that the team has worked on.

Chapter 4: Additional Public Input

4.1 Ballots Received

Twelve ballots were received at the meeting, and 27 were received after, for a total of 39 ballots received. Following is a tally of those received. (Please note that not all questions were answered all of the time.)

Aesthetics Ballot Tally

(Combined Totals—Ballots Received at and after the Meeting)

39 responses as of 03/13/2015

1. Bridge Type Preferred	Box Girder	Precast Girder			
	16	23			
2. Typical pier for precast girder bridge	Option 1	Option 2			
	4	33			
3. Pathway on tied arch:	Inside	Outside of arch			
	12	21			
4. Outlook locations for arch bridge	Centered on river	At ends			
	24	14			
5. Outlooks	Curved	Rectangular			
	36	2			
6. Abutments	Horizontal	Vertical patterns			
	17	20			
7.a. Ped/bike paths: for viaduct	Auto barrier outside sidewalk	Edge of roadway			
	9	29			
7.b. Pattern on sidewalk	Transverse striping	Diagonal			
	3	32			

8. Handrails	Option 2	Option 3	Option 4	Option 5	Option 6
	1	7	7	5	22
8a. Lighting on handrails?	Yes	No			
	18	6			
9. Bridgeheads	Option 1	Option 2			
	22	7			
10. Light poles	Vertical pole	Old-fashioned	Pole w/arch – top	Modified cobra head	
	5	28	2		

11. What do you think of the idea for the plaza?

1. Lighting on handrails might be too costly, especially for maintenance. I don't really like either Option 1 or Option 2 of the bridge heads. I like the idea of the plaza, but would probably install perpendicular to Tuolumne Blvd. so the view is of the new bridge in the background. The details of how it would work would need to be worked out later, though. Great Idea!

2. Keep the lions, add character to make it a welcoming site.

3. Re #9 Bridge Heads, Option 3 would be remake the lions. If option is not available in #9, then I like the idea of preserving a portion of the wall and display as depicted in the 4th drawing.

4. Traditional designs should be used. Avoid modern, angular features. Open space is preferred to crowded spaces. Pleasing aesthetics should be considered in all design.

5. Place a good size tree in the middle (for summer) – maybe a nice flowering purple or white magnolia- (or a couple of the light. A bench or two. Plaza looks good.

6. Regarding light poles: **“Under no circumstances”** (reference to pole with arch at top or modified cobra head. ICON NECESSARY. No more crappy CT bridges, we had better and deserve better. Whatever you do, elements should harmonize with each other, rather than being a hodgepodge of traditional/contemporary and horizontal/vertical or curved/rectangular.

7. I love the idea of improving the bridge and the plaza is a beautiful idea. I hope it is used correctly and not vandalized by the questionable neighborhood it will be located by.

8. I can't wait for the changes. BTW, save the lions.

9. Love it! Very nice use of the lions.

10. I think it is a nice idea and that it would be very pretty...for about a week, then it will be taken over by vagrants. So as much as the pretty would be nice, just go w/what is cheapest.

11. I love the idea of a plaza as long as it does not become a homeless haven.

12. Looks good. Incorporate the lions. They are historic.

13. Great.

14. Concrete lions are in such bad shape and would continue to degrade. Make new bronze lions on the bridge.

15. Flag poles on the south end on the bridgehead as you enter Modesto. Arch bridge important as it will be viewed by thousands every day as they cross Hwy 99 and should be a focal point as you enter Modesto.

16. I really like the idea of the plaza. Would like flag pole and or lion on pedestal.

17. This looks great. (Hand rails pic of lions) if option 4 #8 hand rails.

18. If the existing lions are not to be used, could they be donated to the new market site "The Lion's Market."

19. Keep the old look of the bridge on the new one.

20. This is a great idea!

APPENDICES

Appendix: A: Notices

Meeting Invitation Postcard



**You Are Invited to a Public Information Meeting
to Review Bridge Aesthetics**

Wednesday, February 25, 2015
6:00 pm - 8:00 pm

Stanislaus County Administrative Offices
Basement Training Room
1010 Tenth Street, Modesto, CA

An update on bridge aesthetics will be given, followed by an opportunity for you to ask questions and offer comments. Comment sheets will be available. Your written or dictated comments will become part of the public record and will be considered in developing the bridge design.

Se dará una actualización sobre la estética del puente, seguido de una oportunidad para que usted haga preguntas y ofrecer comentarios. Hojas de comentarios estarán disponibles. Sus comentarios escritos o dictados pasarán a formar parte del registro público y serán considerados en la elaboración del diseño del puente.

7th Street Bridge Project
Public Information Coordinator
P.O. Box 773
Stockton, CA 95201-0773




Project Purpose and Description

The purpose of the 7th Street Bridge Project is to improve movement and safety for vehicles, pedestrians, and bicyclists across the Tuolumne River along the 7th Street corridor. The proposed project would do the following:

- Correct structural and hydraulic deficiencies, including restoring full truck carrying capacity
- Expand vehicular capacity of the 7th Street corridor
- Improve safety for vehicles, bicyclists, and pedestrians

The project will improve the intersections of 7th Street with B Street/ Tuolumne Boulevard north of the river and 7th Street with Crows Landing Road south of the river and build a bridge between them.

Purpose of the Bridge Aesthetics Meeting on February 25, 2015

A public meeting on bridge aesthetics was held on January 14, and members of the public were very helpful in providing information on what the replacement bridge should look like. The project team listened carefully to those ideas, and at the meeting on February 25, we will summarize the results of the first aesthetics meeting surveys, provide updated renderings of the proposed bridge types, including close-up details of the various bridge elements proposed for the project. Attendees will then be asked to vote on their favorite features to carry into the final design.

If you cannot attend the February 25 meeting but have comments, questions, or concerns about the look of the bridge, please submit them in writing to David Leamon, Department of Public Works, Stanislaus County, 1010 10th Street, Suite 4202, Modesto, CA 95354, or by email to leamond@stancounty.com. For general information about the meeting, call

(209) 464-8707, ext. 101, or send email to Hotline@buethecommunications.com.

Project website: www.7thStreetBridge.ORG. Se habla Español.



Architectural Rendering of Alternative 2A

Published in
The Modesto Bee
Friday,
February 20, 2015

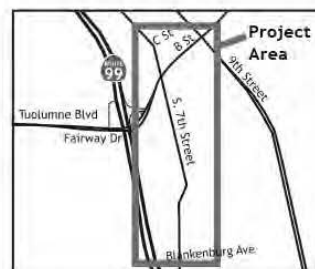
You Are Invited to a Public Information Meeting to Review Bridge Aesthetics

7th Street Bridge Project

When and Where?

Date: Wednesday, February 25, 2015
6:00 p.m. to 8:00 p.m.

Place: Stanislaus County
Administrative Offices
Basement Training Room
1010 Tenth Street, Modesto, CA



Purpose of the Bridge Aesthetics Meeting on February 25, 2015

Engineers, architects and other specialists have been studying a variety of bridge types for a new 7th Street Bridge. A public meeting on bridge aesthetics was held on January 14, and members of the public were very helpful in providing information on what the replacement bridge should look like. The project team listened carefully to those ideas. At the meeting on February 25, updated plans and suggestions for the bridge design will be presented, and attendees will be asked to vote on their favorite features to carry into the final design.

Comment sheets will be available. Written or dictated comments will become part of the public record and will be considered in developing the final bridge design.

Project Purpose and Description

The purpose of the 7th Street Bridge Project is to improve movement and safety for vehicles, pedestrians, and bicyclists across the Tuolumne River along the 7th Street corridor. The proposed project would do the following:

- Correct structural and hydraulic deficiencies, including restoring full truck carrying capacity
- Expand vehicular capacity of the 7th Street corridor
- Improve safety for vehicles, bicyclists, and pedestrians.

The project will improve the intersections of 7th Street with B Street/Tuolumne Boulevard north of the river and 7th Street with Crows Landing Road south of the river and build a bridge between them.

Contact Information

If you cannot attend the February 25 meeting but have comments, questions, or concerns about the look of the bridge, please submit them in writing to David Leamon, Department of Public Works, Stanislaus County, 1010 10th Street, Suite 4202, Modesto, CA 95354, or by email to leamond@stancounty.com. For general information about the meeting, call (209) 464-8707, ext. 101, or send email to Hotline@buethecommunications.com. Project website: www.7thStreetBridge.ORG. Se habla Español



The Modesto Bee
Tear Sheet, Page A2
Friday,
February 20, 2015

A2 The Modesto Bee / www.modestobee.com | Friday, February 20, 2015

The Modesto Bee

9th St. 34th St.
PO BOX 10000Office: 325 N. St., Modesto, CA 95354
Daily hours: 8:30 a.m. to 5 p.m. Monday-Friday

HOW TO REACH US

Newspaper: 915 E. 20th St., Modesto, CA 95302
Business: PO Box 3028, Modesto, CA 95302
Customer service: (209) 776-4233
Fax: (209) 579-2707
Website: www.modestobee.com

MISSING YOUR PAPER?

Our automated customer service system is available 24/7.
By phone: (800) 776-4233
Manage your account online: modestobee.com/myaccount

PUBLISHED RATES

The Modesto Bee is available for home delivery in California, Maryland, Mexico, Central America, and the Caribbean.

All subscriptions include unlimited digital access to the Modesto Bee website, and a 50% off Daily & Sunday. \$489.95 annual (\$9.04 weekly)
Weekend Plus* \$213.95 (\$4.04 weekly)
Wed. & Sun. Plus* \$209.95 (\$4.04 weekly)
Sunday Plus* \$189.95 (\$3.04 weekly)
Business* \$239.95 (\$4.54 weekly)

*Business delivery Monday-Friday, Western Plus (Friday-Monday), Wednesday & Sunday Plus and Sunday Plus include access to the Modesto Bee website, and a 50% off Daily & Sunday. The Coast-to-Coast Plus, Monday & Tuesday, Wednesday & Thursday, and Friday & Saturday Plus A 15% premium is added to all subscriptions for each of these special delivery rates.

TO PLACE AN AD

Classified: (209) 525-3777 or (800) 776-4233
Local News: (209) 579-2222
National: (209) 579-2865

The Modesto Bee

Publisher & President: Ken Robinson, (209) 525-3777, krobinson@modestobee.comEditor & Senior Vice President/News: Joseph Kiser, (209) 525-3777, jkiser@modestobee.comSenior Vice President/Finance & Marketing: Tim Hickey, (209) 525-3777, thickey@modestobee.comVice President/News Development: Mark Kiser, (209) 525-3777, mkiser@modestobee.comVice President/News Development: Cathy Kiser, (209) 525-3777, ckiser@modestobee.comCirculation: Larry Dyer, (209) 525-3777, ldyer@modestobee.com

Newsroom: (209) 525-3777

Sales Office / Digital & Sports: Brian Clark, (209) 525-3777, bclark@modestobee.comOperations Page Editor: Mike Dierke, (209) 525-3777, mdierke@modestobee.comLocal News Editor: Jeff Farver, (209) 525-3777, jfarver@modestobee.com

Local News: (209) 525-3777

Photo Rights: (209) 525-3777

The Modesto Bee, 915 E. 20th St., Modesto, CA 95302

Copyright © 2015 The Modesto Bee Company. All rights reserved.

The Modesto Bee, PO Box 3028, Modesto, CA 95302

NAMES • FACES

Murphy said no to SNL Cosby sketch

A lingering holdout for fans after Eddie Murphy's half-hearted display on the recent "Saturday Night Live" bash has been reinforced by a report of what might have been: Murphy impersonating Bill Cosby.

In a series of tweets, former "SNL" cast member Norm Macdonald described plans for Murphy to play the embattled Cosby in the "Celebrity Jeopardy" sketch seen on Sunday's "SNL 40th Anniversary Special."

The challenge, according to Macdonald, was persuading Murphy—who hadn't been on the show since he left in 1984—to take part in the sketch's Video Daily Doubles.

"We talk in his dressing room a good hour. When it's over, I'm convinced he'll do it," Macdonald wrote. "He doesn't!"

"Eddie decides the laughs are not worth it. He will not kick a man when he is down."

At least one person was grateful for Murphy's refusal. In a statement, Cosby said, "I am very appreciative of Eddie and I applaud his actions."

The sketch goes on with "SNL" cast member Kenan Thompson playing the part. Murphy's spokesman Arnold Robinson declined to comment on Macdonald's remarks.

Meanwhile, Cosby postponed another comedy performance, this time scheduled for June 30 in Providence, R.I., the latest to plague his comedy tour since numerous women alleged that the 77-year-old sexually assaulted them in the past. Cosby has denied wrongdoing and hasn't been charged with any crime.

Bobbi Brown has tracheostomy

Bobbi Kristina Brown has had surgery in Atlanta to replace her breathing tube with a tracheostomy tube, a person close to the family said. The surgery Thursday came nearly three weeks after the daughter of Whitney Houston and Bobby Brown was found face-down and unresponsive in a bathtub of her Alpharetta, Ga., home.

More drama came the night before when lawyers for NBS' "Glee" Don, the man the 25-year-old calls her husband, said he is "desperately" seeking permission from the

ULTIMATE DO-IT-YOURSELF?

A man in suburban D.C. has created a snow plow using a motorized toilet. David Goldberg attached a plow to the toilet, which he had already made for a parade this past summer. The contraption, which he calls "Loo-cy" comes with a toilet paper stand and a magazine rack. The 50-year-old posted a YouTube video of himself plowing snow in front of his Bethesda hardware store. See the video at bit.ly/14b4b3a.

Iron Maiden singer treated for cancer of the tongue

Iron Maiden says singer Bruce Dickinson has been treated for cancer of the tongue, but hopes to be back to full fitness soon.

Vanilla Ice charged in burglary

Reality star and '90s rapper Vanilla Ice, born Robert Matthew Van Winkle, posted bail Thursday after being arrested and charged in Palm Beach County with breaking into and stealing from an abandoned home.

Lantana, Fla., police said several household items — furniture, a pool heater, bicycles — were stolen sometime between December and last month from a vacant residence in foreclosures. When police served a search warrant, they said they found several of the stolen items in a home nearby being renovated for Van Winkle's reality show, "The Vanilla Ice Project."

The series, which has been a hit for DIY Network, features the "Ice Ice Baby" rapper fixing up houses around his own home in Palm Beach County, where he's lived for years.

He told TV station WPTV as he left that the situation was a "misunderstanding" that's been "blown out of proportion."

Iron Maiden singer treated for cancer of the tongue

Iron Maiden says singer Bruce Dickinson has been treated for cancer of the tongue, but hopes to be back to full fitness soon.

Vanilla Ice charged in burglary

Reality star and '90s rapper Vanilla Ice, born Robert Matthew Van Winkle, posted bail Thursday after being arrested and charged in Palm Beach County with breaking into and stealing from an abandoned home.

Lantana, Fla., police said several household items — furniture, a pool heater, bicycles — were stolen sometime between December and last month from a vacant residence in foreclosures. When police served a search warrant, they said they found several of the stolen items in a home nearby being renovated for Van Winkle's reality show, "The Vanilla Ice Project."

The series, which has been a hit for DIY Network, features the "Ice Ice Baby" rapper fixing up houses around his own home in Palm Beach County, where he's lived for years.

He told TV station WPTV as he left that the situation was a "misunderstanding" that's been "blown out of proportion."

STRANGE STUFF

N.Y. website crashes after urging visitors to go to Florida

A New York tourism office's suggestion that potential visitors should go to the Florida Keys instead has ended up crashing the website.

Bruce Stoff of the Urban-Tourism County Convention and Visitors Bureau said Wednesday that the office's over-whelmed server crashed Tuesday afternoon, not long after news outlets reported on his agency's stunt.

On Sunday, Visitfloridacounty.com posted images of Key West and provided links to Florida Keys websites. The floridacounty.com site said, "We surrender" and "Win, you win" and suggested that a visit to Key West was a better option than from central New York.

Stoff says his office removed the Florida link because the nearly 150,000 views crashed the website. The upside: Stoff says his office fielded numerous inquiries about tourism in upstate New York.

—The Associated Press

SETTING IT STRAIGHT

We want to make sure the information in this paper is accurate. Please call mistakes to our attention, so we may correct them.

Local News 578-2330
City Desk 578-2327
Work & Money 578-2343
Features 578-2332
Sports 578-2300

A Habit Burger Grill is open in Stockton. Incorrect information appeared in the Business Beat column on Page B1 on Thursday.

— Bob White, assistant

You Are Invited to a Public Information Meeting to Review Bridge Aesthetics

7th Street Bridge Project

When and Where?

Date: Wednesday, February 25, 2015
6:00 p.m. to 8:00 p.m.

Place:

Stanislaus County
Administrative Offices
Basement Training Room
1010 Tenth Street, Modesto, CA

Purpose of the Bridge Aesthetics Meeting on February 25, 2015

Engineers, architects and other specialists have been studying a variety of bridge types for a new 7th Street Bridge. A public meeting on bridge aesthetics was held on January 14, and members of the public were very helpful in providing information on what the replacement bridge should look like. The project team listened carefully to those ideas. At the meeting on February 25, updated plans and suggestions for the bridge design will be presented, and attendees will be asked to vote on their favorite features to carry into the final design.

Comment sheets will be available. Written or dictated comments will become part of the public record and will be considered in developing the final bridge design.

Project Purpose and Description

The purpose of the 7th Street Bridge Project is to improve movement and safety for vehicles, pedestrians, and bicyclists across the Tuolumne River along the 7th Street corridor. The proposed project would do the following:

- Correct structural and hydraulic deficiencies, including restoring full truck carrying capacity
- Expand vehicular capacity of the 7th Street corridor
- Improve safety for vehicles, bicyclists, and pedestrians.

The project will improve the intersections of 7th Street with B Street/Tuolumne Boulevard north of the river and 7th Street with Crows Landing Road south of the river and build a bridge between them.

Contact Information

If you cannot attend the February 25 meeting but have comments, questions, or concerns about the look of the bridge, please submit them in writing to David Leamon, Department of Public Works, Stanislaus County, 1010 10th Street, Suite 4202, Modesto, CA 95354, or by email to leamon@stanislauscounty.gov. For general information about the meeting, call (209) 464-8707, ext. 101, or send email to Hotline@sbhethcommunications.com. Project website: www.7thStreetBridge.ORG. Se habla Español

FLEXIBLE FOUR-IN-ONE NECKLACE

now available in your choice of silver or gold

This versatile necklace is crafted in Italy with a flexible silicone core that allows it to twist and transform into many looks. 1/2" wide with a 1/2" bead on each end. 26" long overall.

your choice \$95

Sterling silver, Item #831903

18kt gold over sterling silver, Item #823889

FREE SHIPPING

To receive this special offer, you must use Offer Code: FLEX68

twisted y-necklace

see how-to video at ross-simons.com. just search 831903 or 823889.

ROSS SIMONS

ORDER NOW 1.800.556.7376 www.ross-simons.com/FLEX

News Release
February 19, 2015



CONTACT: Judith Buethe
Public Outreach Coordinator
(209) 464-8707, Ext. 101 office
(209) 969-7722, Cell

FOR IMMEDIATE RELEASE:
February 19, 2015

SECOND PUBLIC MEETING TO REVIEW BRIDGE AESTHETICS 7TH STREET BRIDGE PROJECT

(Modesto, CA)— Members of the public are invited to a second Public Meeting to Review Bridge Aesthetics for the 7th Street Bridge Project on Wednesday, February 25, 2015, 6:00 pm – 8:00 pm. The meeting, sponsored by Stanislaus County and the City of Modesto, will be held in the Stanislaus County Administrative Offices, Basement Training Room, 1010 10th Street, Modesto.

A public meeting on bridge aesthetics was held on January 14, and members of the public were very helpful in providing information on what the replacement bridge should look like. The project team listened carefully to those ideas and, at the meeting on February 25, will summarize the results of the first aesthetics meeting surveys, provide updated renderings of the proposed bridge types, including close-up details of the various bridge elements proposed for the project. Attendees will then be asked to vote on their favorite features to carry into the final design.

Project architects, as well as specialists in engineering and environmental studies, will be at the meeting to respond to public comments and answer questions. Comment sheets will be available, and a public stenographer will be available for dictated comments.

The purpose of the 7th Street Bridge Project is to improve movement and safety for vehicles, pedestrians, and bicyclists across the Tuolumne River along the 7th Street Corridor. The proposed project would do the following:

- Correct structural and hydraulic deficiencies, including restoring full truck carrying capacity;
- Expand vehicular capacity needs of the 7th Street corridor; and
- Improve safety for vehicles, bicyclists, and pedestrians.

The project will improve the intersections of 7th Street with B Street/Tuolumne Boulevard north of the river and 7th Street with Crows Landing Road south of the river and build a bridge between them.

Interested persons who cannot attend the meeting but have comments, questions, or concerns about the proposed project and the look of the bridge are encouraged to submit them in writing to David Leamon, Department of Public Works, Stanislaus County, 1010 10th Street, Suite 4202, Modesto, CA 95354, or by email to leamond@stancounty.org.

For general information about the meeting, call (209) 464-4350, ext. 101, or send email to Hotline@buethecommunications.com. Project website: www.7thStreetBridge.ORG.

News Release
February 25, 2015



CONTACT: Judith Buethe
Public Outreach Coordinator
(209) 464-8707, Ext. 101 office
(209) 969-7722, Cell

FOR IMMEDIATE RELEASE:
February 25, 2015

SECOND PUBLIC MEETING TO REVIEW BRIDGE AESTHETICS 7TH STREET BRIDGE PROJECT

(Modesto, CA)— Members of the public are invited to a second Public Meeting to Review Bridge Aesthetics for the 7th Street Bridge Project this evening, Wednesday, February 25, 2015, 6:00 pm – 8:00 pm. The meeting, sponsored by Stanislaus County and the City of Modesto, will be held in the Stanislaus County Administrative Offices, Basement Training Room, 1010 10th Street, Modesto.

A public meeting on bridge aesthetics was held on January 14, and members of the public were very helpful in providing information on what the replacement bridge should look like. The project team listened carefully to those ideas and, at the meeting on February 25, will summarize the results of the first aesthetics meeting surveys, provide updated renderings of the proposed bridge types, including close-up details of the various bridge elements proposed for the project. Attendees will then be asked to vote on their favorite features to carry into the final design.

Project architects, as well as specialists in engineering and environmental studies, will be at the meeting to respond to public comments and answer questions. Comment sheets will be available, and a public stenographer will be available for dictated comments.

The purpose of the 7th Street Bridge Project is to improve movement and safety for vehicles, pedestrians, and bicyclists across the Tuolumne River along the 7th Street Corridor. The proposed project would do the following:

- Correct structural and hydraulic deficiencies, including restoring full truck carrying capacity;
- Expand vehicular capacity needs of the 7th Street corridor; and
- Improve safety for vehicles, bicyclists, and pedestrians.

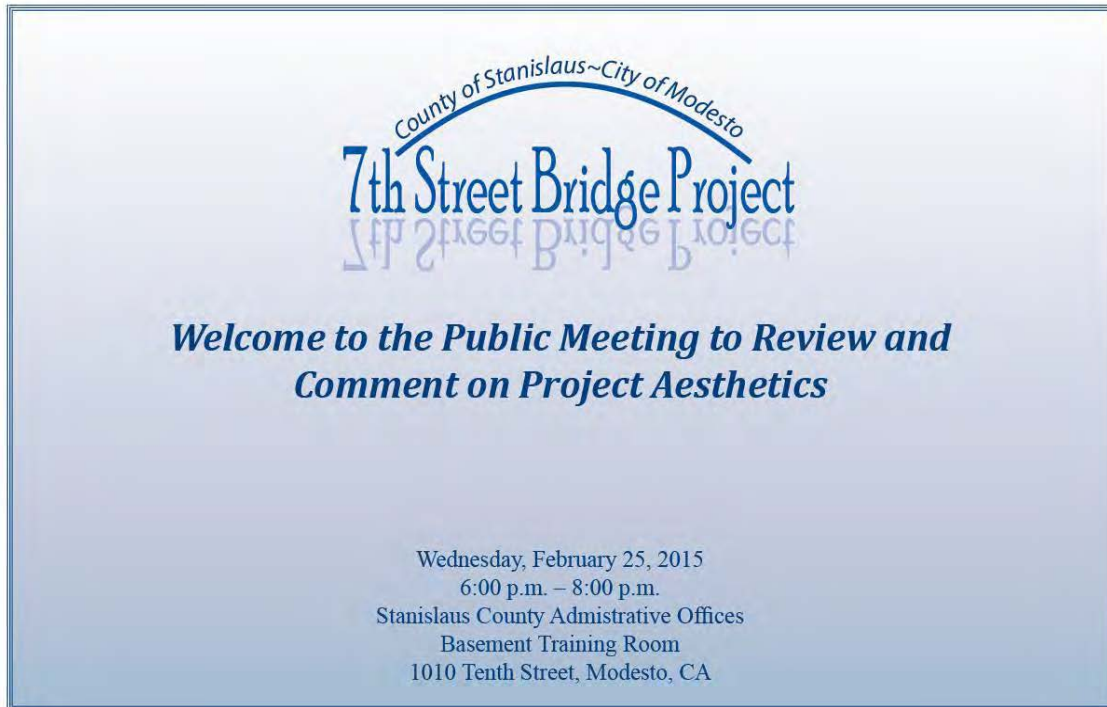
The project will improve the intersections of 7th Street with B Street/Tuolumne Boulevard north of the river and 7th Street with Crows Landing Road south of the river and build a bridge between them.

Interested persons who cannot attend the meeting but have comments, questions, or concerns about the proposed project and the look of the bridge are encouraged to submit them in writing to David Leamon, Department of Public Works, Stanislaus County, 1010 10th Street, Suite 4202, Modesto, CA 95354, or by email to leamond@stancounty.org.

For general information about the meeting, call (209) 464-4350, ext. 101, or send email to Hotline@buethecommunications.com. Project website: www.7thStreetBridge.ORG.

Appendix B: Handouts at the Meeting

Agenda Page 1 and 4



What We Need from You Tonight

- Fill out and place a comment sheet in the comment box.
- Write to us about the aesthetics and scope of the project.

Remaining Future Public Involvement Opportunities

Public input is appreciated throughout the environmental process. Opportunities include:

- Public meeting on Draft Environmental Impact Report (2015)
- Visit the project website at www.7thStreetBridge.org for project updates as the study progresses.
- Send your comments to David Leamon, Department of Public Works, Stanislaus County, 1010 10th Street, Suite 4204, Modesto, CA 95354, or by email to leamond@stancounty.com. Call David at (209) 525-4302.
- For general information about the meetings, call (209) 464-4350, Ext. 101, or send email to Hotline@buethcommunications.com.

Thank you for attending!

Agenda Page 2 and 3

Project Purpose and Description

The purpose of the 7th Street Bridge Project is to improve movement and safety for vehicles, pedestrians, and bicyclists across the Tuolumne River along the 7th Street corridor. The proposed project would do the following:

- Correct structural and hydraulic deficiencies, including restoring full truck carrying capacity;
- Expand vehicular capacity of the 7th Street corridor; and
- Improve safety for vehicles, bicyclists, and pedestrians.

The project will improve the intersections of 7th Street with B Street/Tuolumne Boulevard north of the river and 7th Street with Crows Landing Road south of the river and build a bridge between them.

Purpose of Tonight's Bridge Aesthetics Meeting

A public meeting on bridge aesthetics was held on January 14, and members of the public were very helpful in providing information on what the replacement bridge should look like. The project team listened carefully to those ideas, and tonight we will summarize the results of the first aesthetics meeting surveys, and provide updated renderings of the proposed bridge types, including close-up details of the various bridge elements proposed for the project. We encourage you to vote for your favorite features to carry into the final design.

**Program****Housekeeping, Agenda Review, Introductions**

Judith Buethe
Public Outreach Coordinator

Welcome

David Leamon, P.E.
Project Manager, *Stanislaus County Public Works*

Bridge Aesthetics Discussion

Hans Strandgaard, P.E., Project Manager, *CH2M HILL*
Don MacDonald, AIA

Staying Involved/Next Steps

Judith Buethe

Ballot – Page 1

County of Stanislaus~City of Modesto
7th Street Bridge Project
7th Street Bridge Aesthetics Ballot

1. Bridge type preferred:



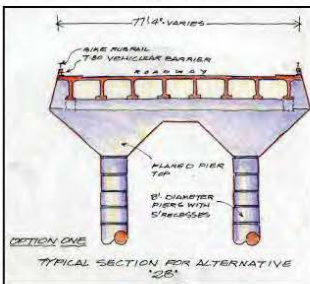
☐ Box Girder

OR



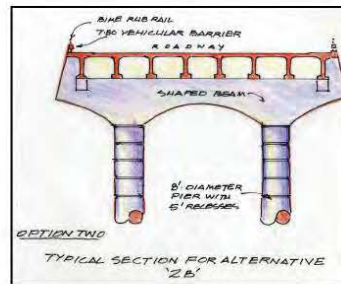
☐ Precast Girder Bridge

2. Typical pier for precast girder bridge:



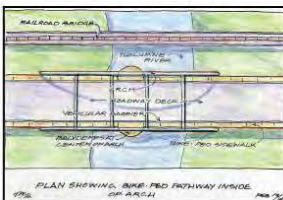
☐ Option 1

OR



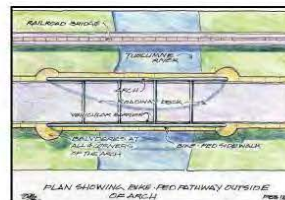
☐ Option 2

3. Pathway on tied arch:



☐ Inside

OR



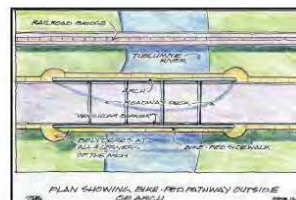
☐ Outside of arch

4. Outlook locations for Arch Bridge:



☐ centered on river

OR



☐ At ends

Ballot – Page 2

5. Outlooks:



☐ Curved

OR



☐ Rectangular

6. Abutments:



☐ Horizontal

OR



☐ Vertical Patterns

7. Ped/bike paths:

A. For Viaduct



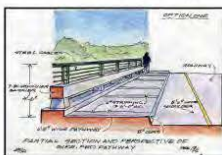
☐ Auto Barrier Outside Of Sidewalk

OR



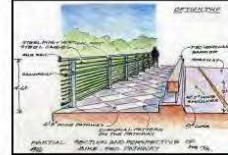
☐ Edge Of Roadway

B. Pattern on sidewalk



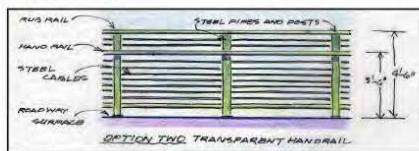
☐ Transverse Striping

OR

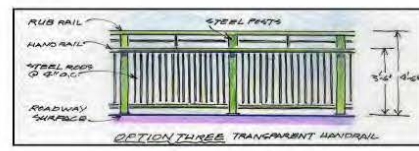


☐ Diagonal

8. Handrails:



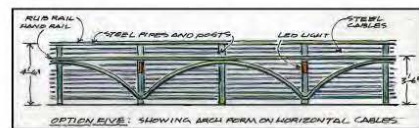
☐ Option 2



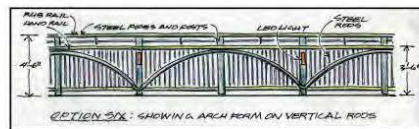
☐ Option 3



☐ Option 4



☐ Option 5



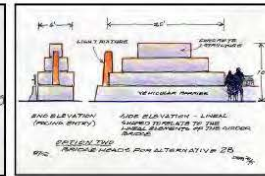
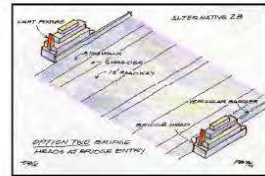
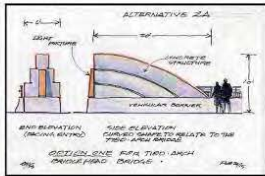
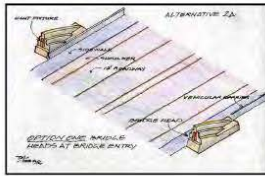
☐ Option 6

8 A. Lighting on Handrails?

☐ Yes

☐ No

9. Bridge heads:



☐ Option 1

OR

☐ Option 2


10. Light poles:



☐ Vertical Pole (Modern)



☐ Old Fashioned




☐ Pole With Arch At Top



☐ Modified Cobra Head

11. What do you think of the idea for the plaza?



Comments:

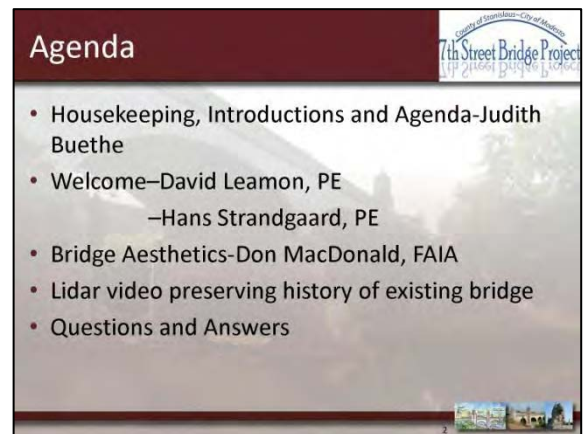
Appendix C: Display Materials and Presentation



PowerPoint Presentation



Slide 1



Slide 2

Public Involvement Opportunities

- Community Advisory Group Meeting Oct 3, 2013
- Public Scoping Meeting Oct 14, 2013
- Public Comment Period on the Notice of Preparation thru Oct 30, 2013
- Community Advisory Group Meeting Jan 9, 2014
- Public Outreach Meeting (Alternatives) Feb 24, 2014
- Bridge Aesthetic Workshops in January and February 2015
- Public Comment Period on the Draft EIR in Summer 2015
- www.7thStreetBridge.org

Slide 3

Survey Results

- 75% voted for**- Single Tied Arch Span with Precast Spans (Alt. 2a)
- 16% voted for**- Box Girder Spans (Alts. 3 and 4)
- 8% voted for**- A bridge that resembles the old construction
- 0% voted for** - All Precast Spans (Alt. 2B)

Consensus

- Preserve the lions somewhere
- Need to improve and enhance civic pride
- Consider different vantage points from which the new bridge will be viewed
- Provide overlooks at key locations

Slide 4

How to Vote-Use the forms provided to record your preferences

- Bridge type: Prefer Box Girder or Precast Girder Bridge?
- Typical pier for precast girder bridge: Option 1 or 2?
- Pathway on tied arch: Inside or outside of arch?
- Outlook locations for Arch Bridge: centered on river or at ends?
- Outlooks: Curved or rectangular?
- Abutments: Horizontal or vertical patterns?
- Ped/bike paths
 - For Viaduct, auto barrier outside of sidewalk or edge of roadway?
 - Pattern on sidewalk: striping or diagonals?
- Handrails: Option 2, 3, 4, 5, or 6?
 - Lighting on Handrail?
- Bridge heads: Option 1 or 2?
- Light poles: Vertical pole (modern), old fashioned, pole with arch at top, or modified cobra head?
- What do you think of the idea for the plaza?

Slide 5

Alternative 2B-Precast Bridge


Slide 6

Box Girder and Precast Bridges

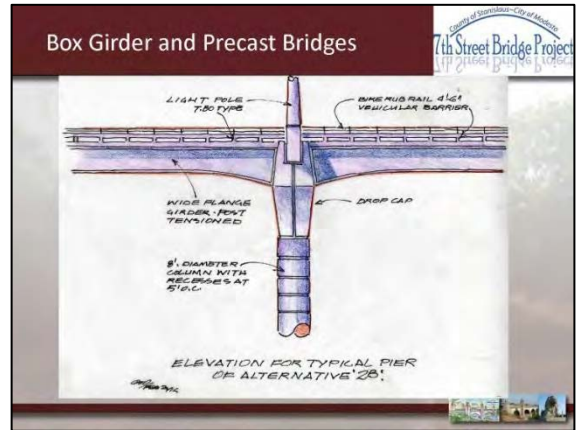
Slide 7

Box Girder and Precast Bridges

Slide 8




Slide 9




Slide 10




Slide 11




Slide 12



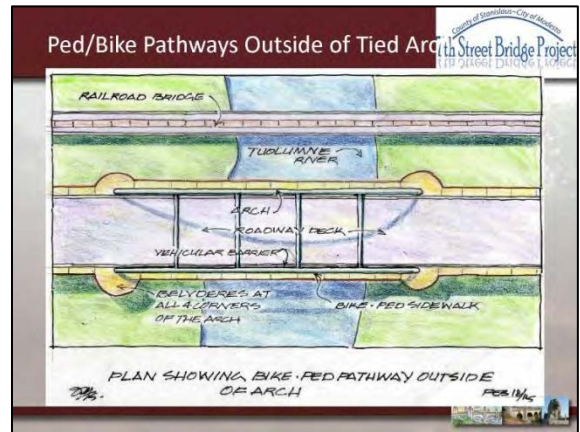
Slide 13



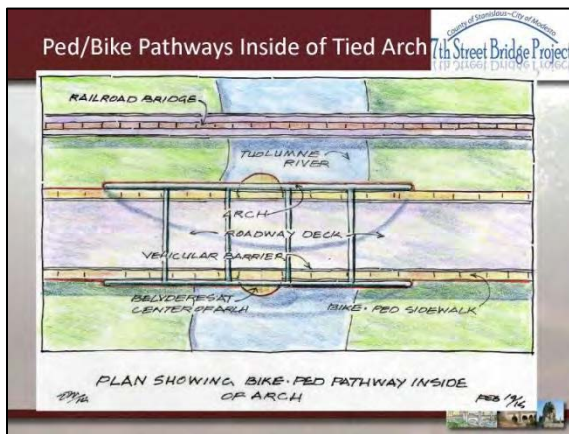
Slide 14



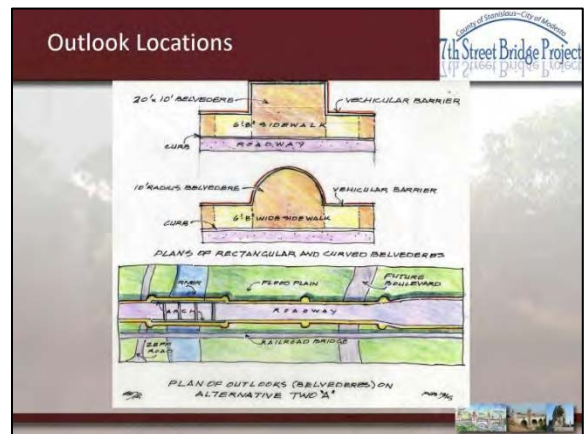
Slide 15



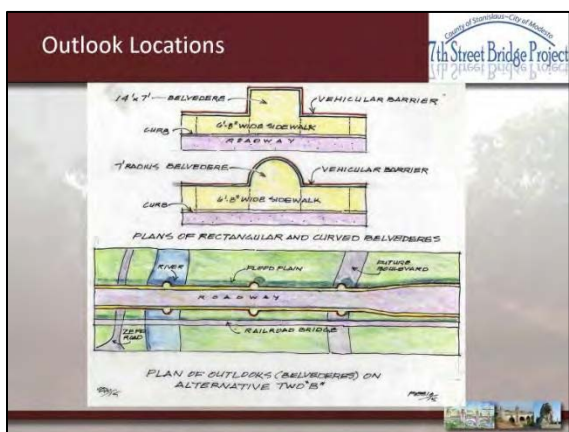
Slide 16




Slide 17



Slide 18



Slide 19



Slide 20



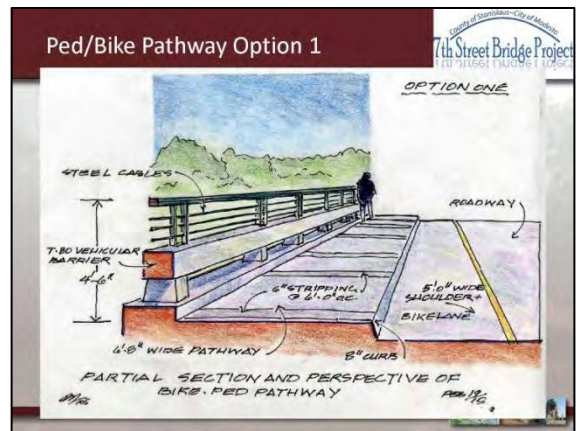
Slide 21



Slide 22



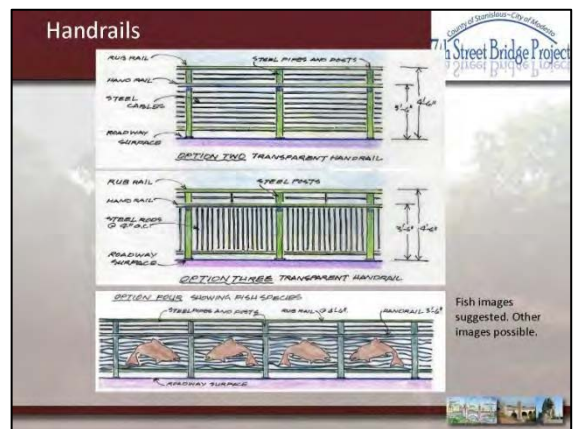
Slide 23




Slide 24




Slide 25



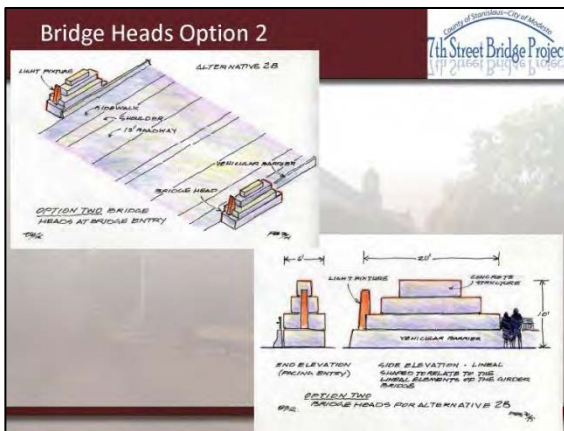
Slide 26




Slide 27




Slide 28




Slide 29



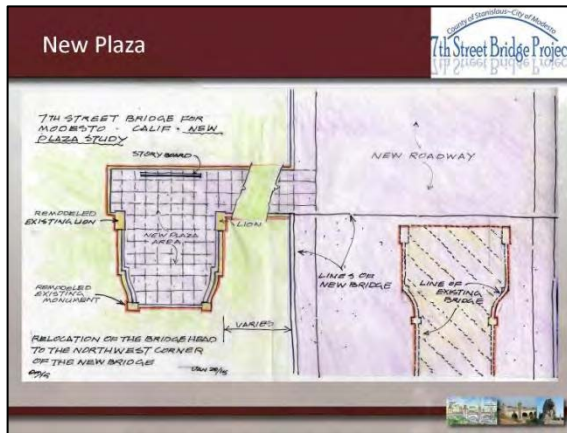
Slide 30



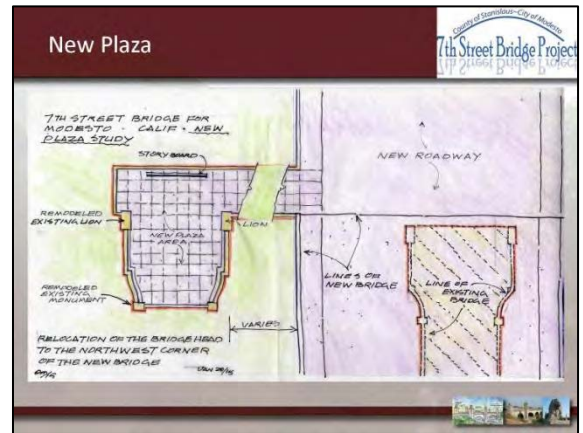
Slide 31




Slide 32




Slide 33



Slide 34



Slide 35



Slide 36



Slide 37

Appendix D: Ballots Received

Ballot #1 – Page 1


RECEIVED FEB 25 2015

County of Stanislaus~City of Modesto

7th Street Bridge Project


7th Street Bridge Aesthetics Ballot

1. Bridge type preferred:



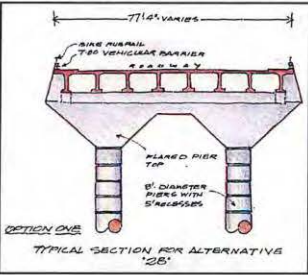
☒ Box Girder

OR



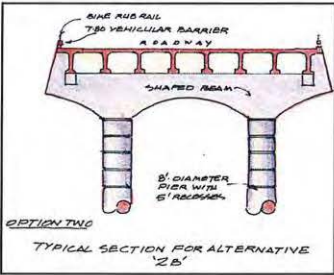
☐ Precast Girder Bridge

2. Typical pier for precast girder bridge:



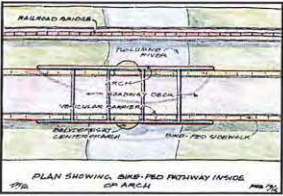
☐ Option 1

OR



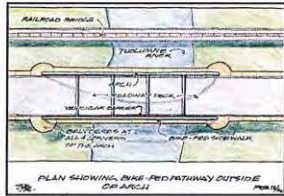
☒ Option 2

3. Pathway on tied arch:




☐ Inside

OR



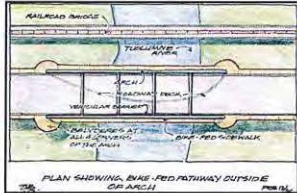
☒ Outside of arch

4. Outlook locations for Arch Bridge:



☐ centered on river

OR



☒ At ends

Ballot #1- Page 2

5. Outlooks:



☒ Curved



☐ Rectangular

OR

6. Abutments:



☐ Horizontal




☐ Vertical Patterns

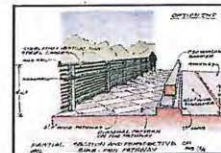
OR

7. Ped/bike paths:

A. For Viaduct




☒ Auto Barrier Outside Of Sidewalk



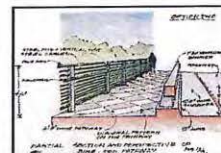
☐ Edge Of Roadway

OR

B. Pattern on sidewalk



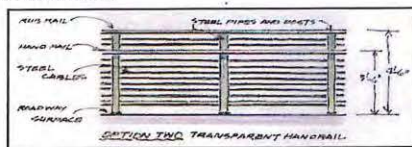
☒ Transverse Striping



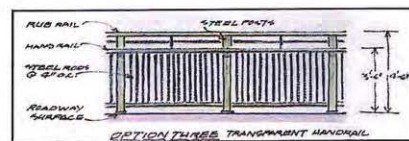
☐ Diagonal

OR


8. Handrails:



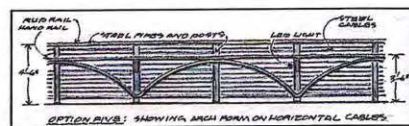
☐ Option 2



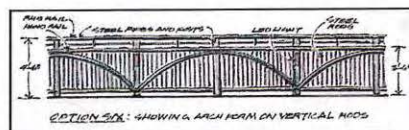
☐ Option 3



☒ Option 4



☒ Option 5



☐ Option 6

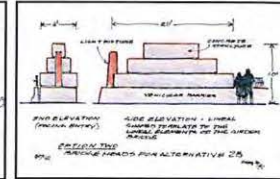
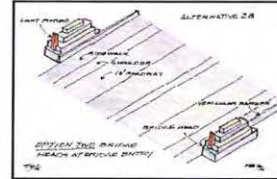
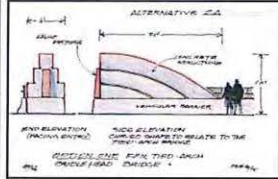
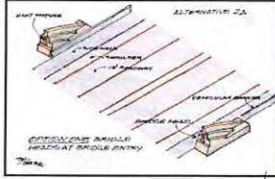
Ballot #1 – Page 3

8 A. Lighting on Handrails?

☐ Yes

☐ No

9. Bridge heads:



☒ Option 1

OR

☐ Option 2


10. Light poles:



☐ Vertical Pole (Modern)



☒ Old Fashioned


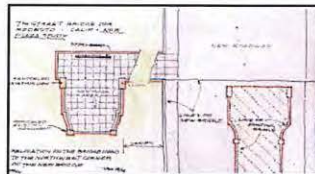
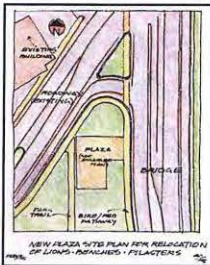


☐ Pole With Arch At Top



☐ Modified Cobra Head

11. What do you think of the idea for the plaza?



Comments:

County of Stanislaus~City of Modesto
7th Street Bridge Project

RECEIVED FEB 25 2015

7th Street Bridge Aesthetics Ballot

1. Bridge type preferred:



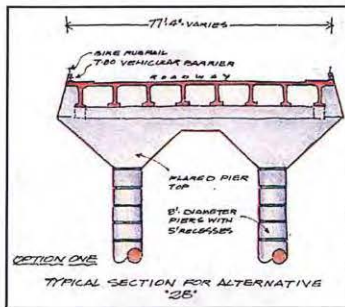
☒ Box Girder

OR



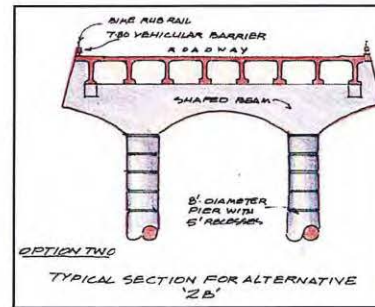
☐ Precast Girder Bridge

2. Typical pier for precast girder bridge:



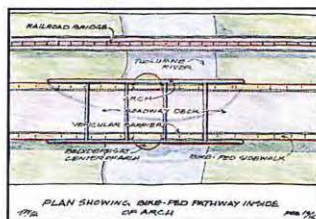
☐ Option 1

OR



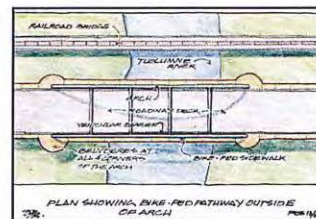
☐ Option 2

3. Pathway on tied arch:




☐ Inside

OR



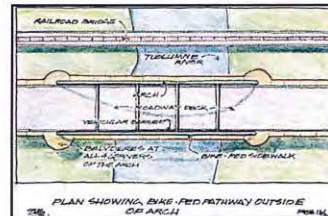
☒ Outside of arch

4. Outlook locations for Arch Bridge:



☒ centered on river

OR



☐ At ends

Ballot #2 – Page 2

5. Outlooks:



☒ Curved

OR



☐ Rectangular

6. Abutments:



☒ Horizontal

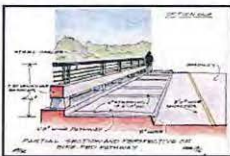
OR



☐ Vertical Patterns

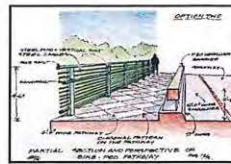
7. Ped/bike paths:

A. For Viaduct



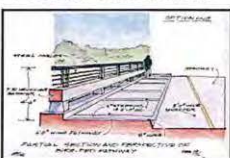
☐ Auto Barrier Outside Of Sidewalk

OR



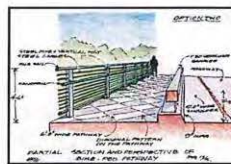
☒ Edge Of Roadway

B. Pattern on sidewalk



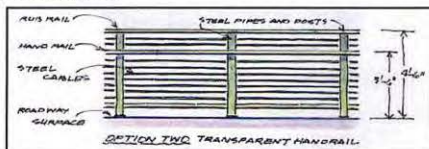
☐ Transverse Striping

OR

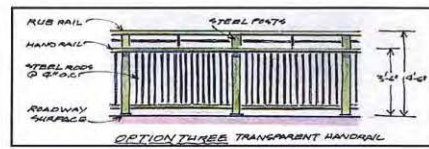


☒ Diagonal


8. Handrails:




☐ Option 2



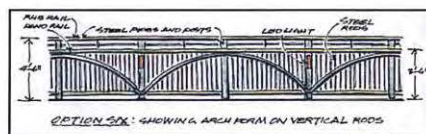
☐ Option 3



☐ Option 4



☐ Option 5



☒ Option 6

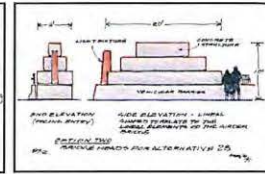
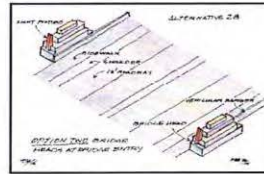
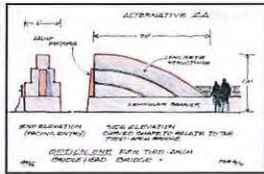
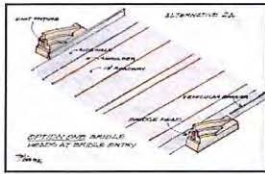
Ballot #2 – Page 3

8 A. Lighting on Handrails?

☐ Yes

☐ No

9. Bridge heads:



☒ Option 1

OR

☐ Option 2


10. Light poles:



☒ Vertical Pole (Modern)



☐ Old Fashioned


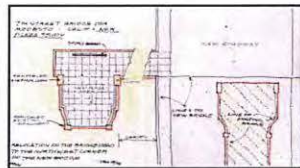
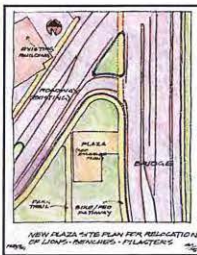


☐ Pole With Arch At Top



☐ Modified Cobra Head

11. What do you think of the idea for the plaza?



Comments: *This is a great idea!*

County of Stanislaus ~ City of Modesto
7th Street Bridge Project
7th Street Bridge Aesthetics Ballot

RECEIVED FEB 25 2015

1. Bridge type preferred:



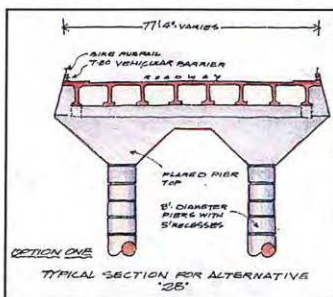
☐ Box Girder

OR



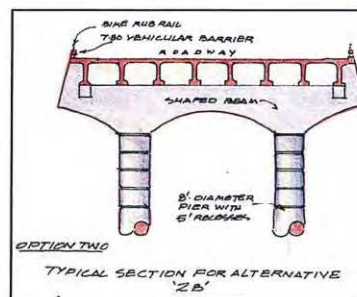
☒ Precast Girder Bridge

2. Typical pier for precast girder bridge:



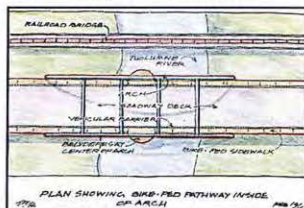
☐ Option 1

OR



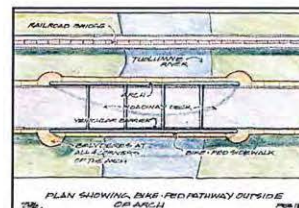
☒ Option 2

3. Pathway on tied arch:




☒ Inside

OR



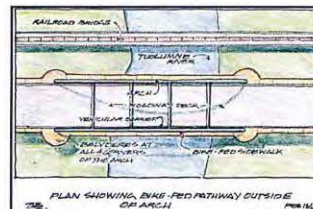
☐ Outside of arch

4. Outlook locations for Arch Bridge:



☒ centered on river

OR



☐ At ends

Ballot #3 – Page 2

5. Outlooks:



☒ Curved



☐ Rectangular

OR

6. Abutments:



☒ Horizontal



☐ Vertical Patterns

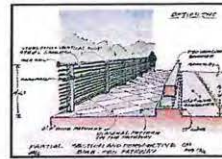
OR

7. Ped/bike paths:

A. For Viaduct



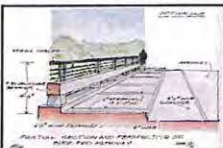
☐ Auto Barrier Outside Of Sidewalk



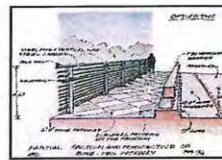
☒ Edge Of Roadway

OR

B. Pattern on sidewalk



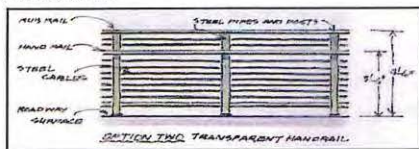
☐ Transverse Striping



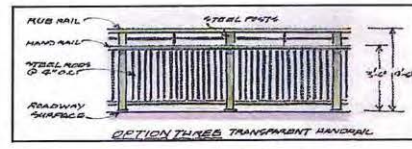
☒ Diagonal

OR


8. Handrails:



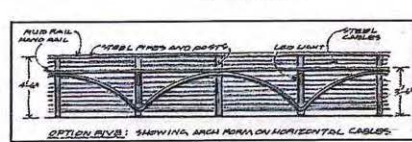
☐ Option 2



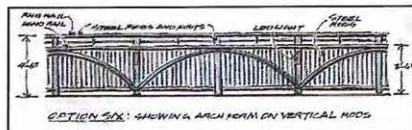
☐ Option 3



☐ Option 4



☐ Option 5

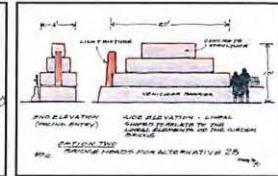
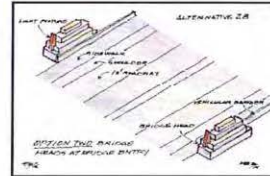
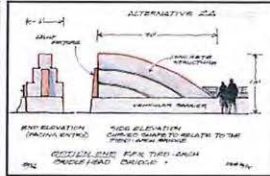
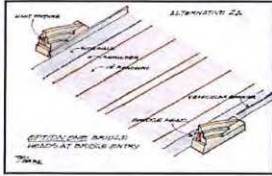


☒ Option 6

Ballot #3 – Page 3

8 A. Lighting on Handrails? ☐ Yes ☐ No

9. Bridge heads:



☒ Option 1

OR

☐ Option 2


10. Light poles:




☐ Vertical Pole (Modern)



☒ Old Fashioned


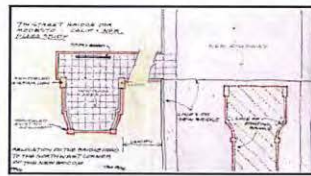
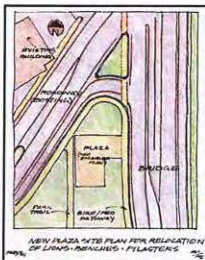


☐ Pole With Arch At Top



☐ Modified Cobra Head

11. What do you think of the idea for the plaza?



yes

Comments:

Keep the old look of the
Bridge on the new one

RECEIVED FEB 25 2015

County of Stanislaus ~ City of Modesto
7th Street Bridge Project
7th Street Bridge Aesthetics Ballot

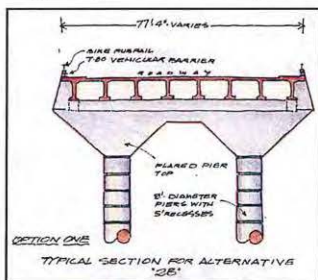
1. Bridge type preferred:

☐ Box Girder

OR

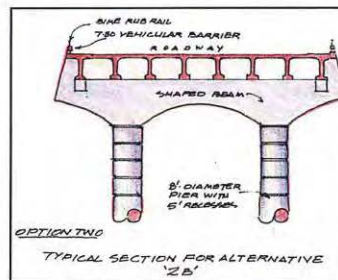
☐ Precast Girder Bridge

2. Typical pier for precast girder bridge:



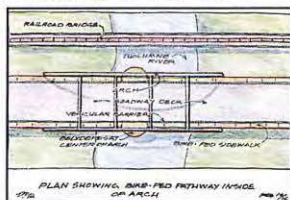
☐ Option 1

OR

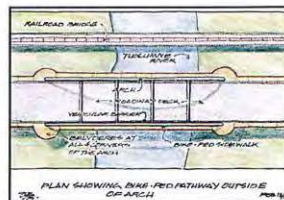


☐ Option 2

3. Pathway on tied arch:

☐ Inside

OR



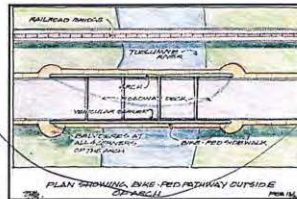
☐ Outside of arch

4. Outlook locations for Arch Bridge:



☐ centered on river

OR



☐ At ends

Ballot #4 – Page 2

5. Outlooks:



☐ Curved



☐ Rectangular

OR

6. Abutments:



☐ Horizontal

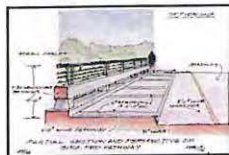


☐ Vertical Patterns

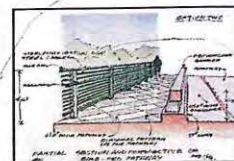
OR

7. Ped/bike paths:

A. For Viaduct



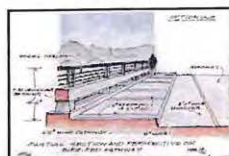
☐ Auto Barrier Outside Of Sidewalk



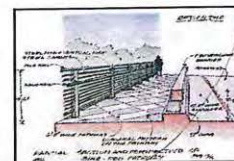
☐ Edge Of Roadway

OR

B. Pattern on sidewalk



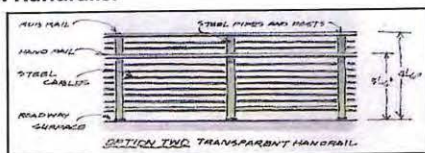
☐ Transverse Striping



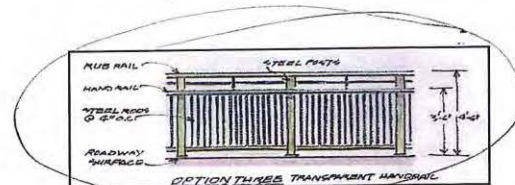
☐ Diagonal

OR

8. Handrails:



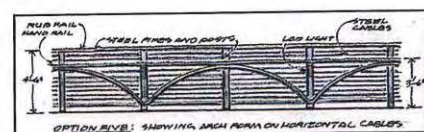
☐ Option 2



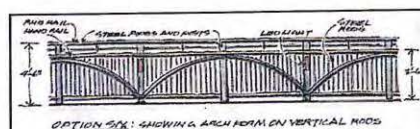
☐ Option 3



☐ Option 4



☐ Option 5



☐ Option 6

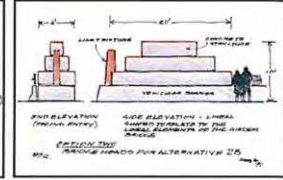
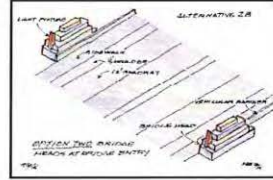
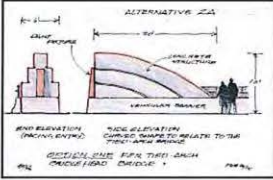
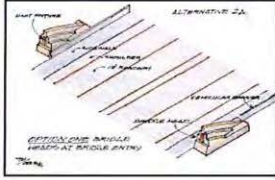
Ballot #4 – Page 3

8 A. Lighting on Handrails?

☐ Yes

☐ No

9. Bridge heads:



☐ Option 1

OR

☐ Option 2

10. Light poles:



☐ Vertical Pole (Modern)



☐ Old Fashioned


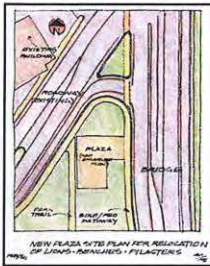


☐ Pole With Arch At Top



☐ Modified Cobra Head

11. What do you think of the idea for the plaza?



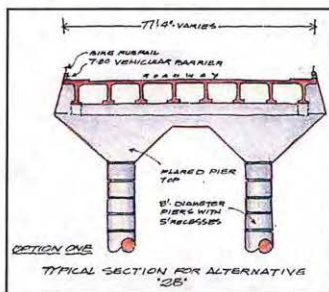
Comments:

County of Stanislaus~City of Modesto
7th Street Bridge Project
7th Street Bridge Aesthetics Ballot

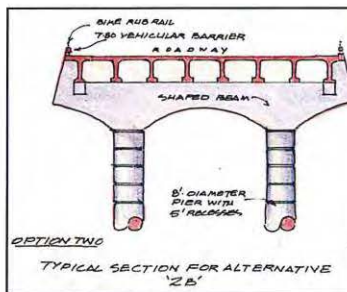
OR



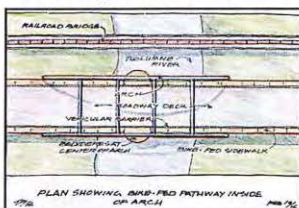
2. Typical pier for precast girder bridge:



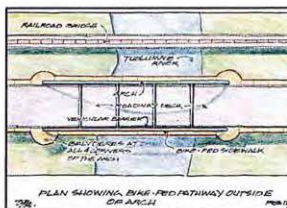
OR




3. Pathway on tied arch:



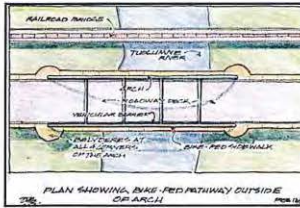
OR



4. Outlook locations for Arch Bridge:



OR



 At ends

Ballot #5 – Page 2

5. Outlooks:



☒ Curved



☐ Rectangular

OR

6. Abutments:



☒ Horizontal



☐ Vertical Patterns

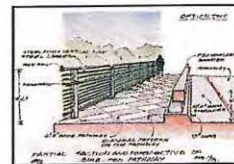
OR

7. Ped/bike paths:

A. For Viaduct



☐ Auto Barrier Outside Of Sidewalk



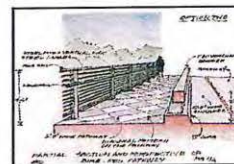
☒ Edge Of Roadway

OR

B. Pattern on sidewalk



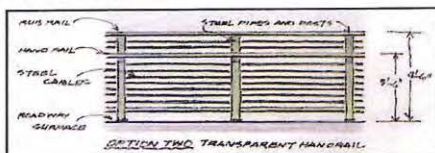
☐ Transverse Striping



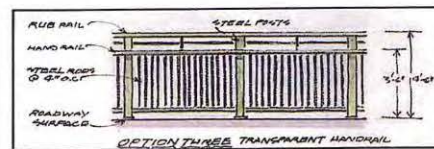
☒ Diagonal

OR


8. Handrails:




☐ Option 2



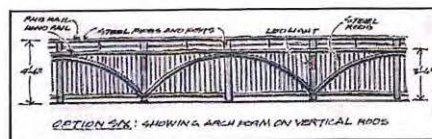
☐ Option 3



☒ Option 4



☐ Option 5



☐ Option 6

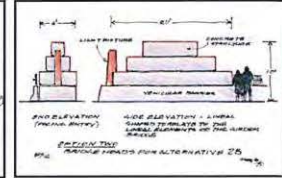
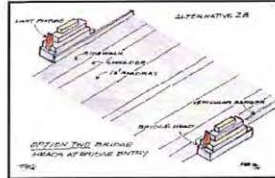
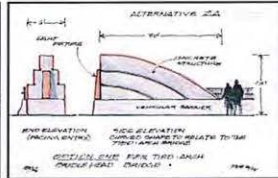
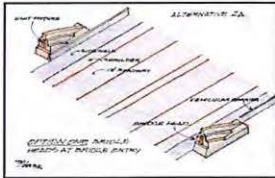
Ballot #5 – Page 3

8 A. Lighting on Handrails?

☒ Yes

☐ No

9. Bridge heads:



☒ Option 1

OR

☐ Option 2

10. Light poles:



☐ Vertical Pole (Modern)



☒ Old Fashioned


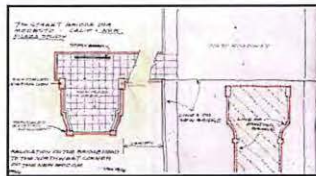
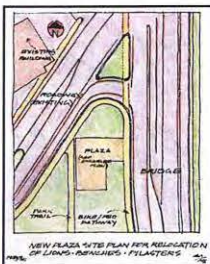


☐ Pole With Arch At Top



☐ Modified Cobra Head

11. What do you think of the idea for the plaza?



Comments: IF THE EXISTING LIONS ARE NOT TO BE USED, COULD THEY BE DONATED TO THE NEW MARKET SITE "THE LIONS MARKET"

Yes I would

County of Stanislaus~City of Modesto
7th Street Bridge Project
7th Street Bridge Aesthetics Ballot

RECEIVED FEB 25 2015

1. Bridge type preferred:



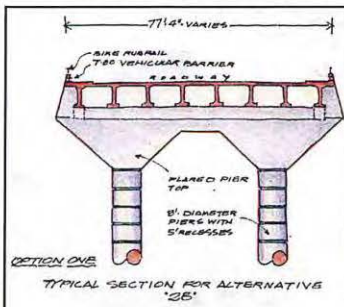
☐ Box Girder

OR



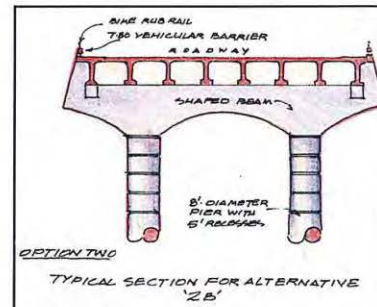
☒ Precast Girder Bridge

2. Typical pier for precast girder bridge:



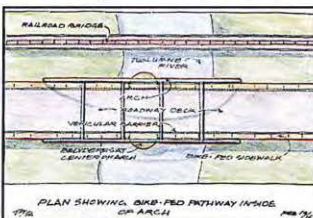
☒ Option 1

OR



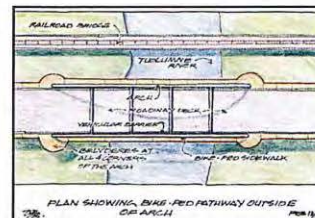
☐ Option 2

3. Pathway on tied arch:




☒ Inside

OR



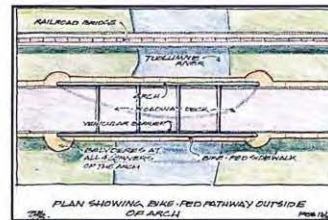
☐ Outside of arch

4. Outlook locations for Arch Bridge:



☒ centered on river

OR



☐ At ends

Ballot #6 – Page 2

5. Outlooks:



☒ Curved

OR



☐ Rectangular

6. Abutments:



☐ Horizontal

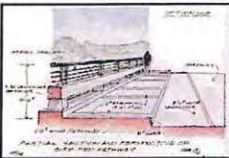
OR



☒ Vertical Patterns

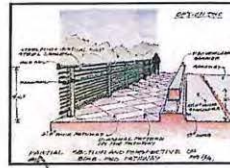
7. Ped/bike paths:

A. For Viaduct



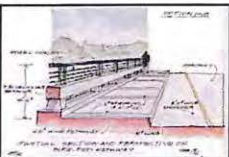
☐ Auto Barrier Outside Of Sidewalk

OR



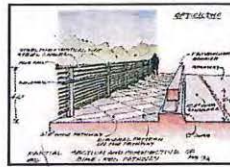
☒ Edge Of Roadway

B. Pattern on sidewalk



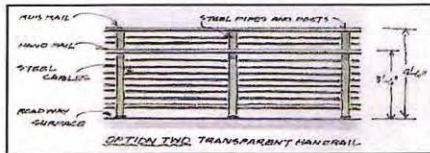
☐ Transverse Striping

OR

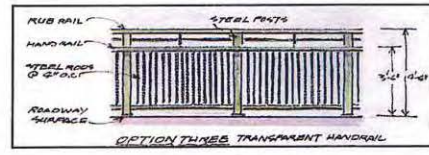


☒ Diagonal

8. Handrails:




☐ Option 2



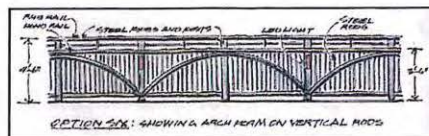
☐ Option 3



☐ Option 4



☒ Option 5



☐ Option 6

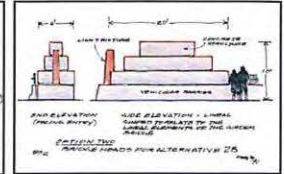
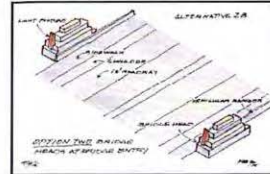
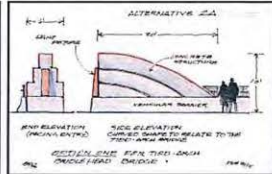
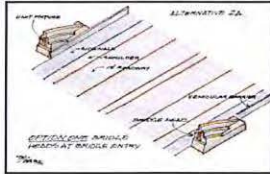
Ballot #6 – Page 3

8 A. Lighting on Handrails?



☐ No

9. Bridge heads:



☒ Option 1

OR

☐ Option 2


10. Light poles:




☐ Vertical Pole (Modern)



☒ Old Fashioned


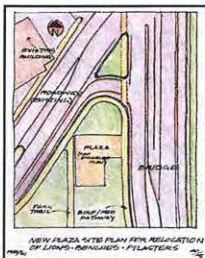


☐ Pole With Arch At Top



☐ Modified Cobra Head

11. What do you think of the idea for the plaza?



Comments:

Ballot #7 – Page 1

County of Stanislaus--City of Modesto
7th Street Bridge Project
7th Street Bridge Aesthetics Ballot

RECEIVED FEB 25 2015

1. Bridge type preferred:



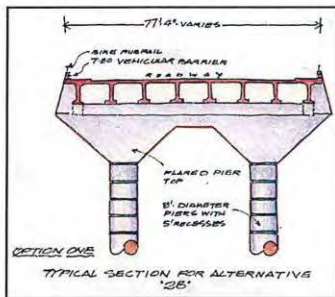
☐ Box Girder

OR



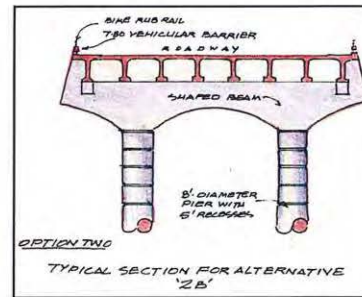
☒ Precast Girder Bridge

2. Typical pier for precast girder bridge:



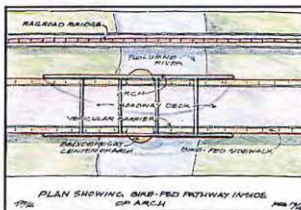
☒ Option 1

OR



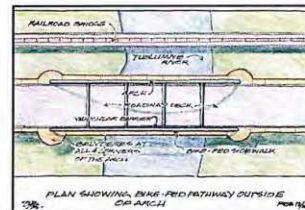
☐ Option 2

3. Pathway on tied arch:




☒ Inside

OR



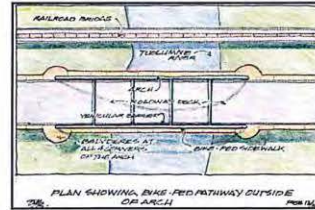
☒ Outside of arch

4. Outlook locations for Arch Bridge:



☒ centered on river

OR



☐ At ends

Ballot #7 – Page 2

5. Outlooks:



☒ Curved

OR



☐ Rectangular

6. Abutments:



☐ Horizontal

OR



☒ Vertical Patterns


7. Ped/bike paths:

A. For Viaduct



☐ Auto Barrier Outside Of Sidewalk

OR



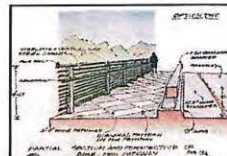
☒ Edge Of Roadway

B. Pattern on sidewalk



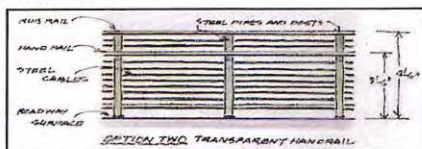
☐ Transverse Striping

OR

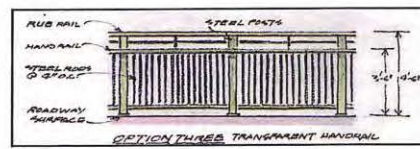


☒ Diagonal


8. Handrails:




☐ Option 2



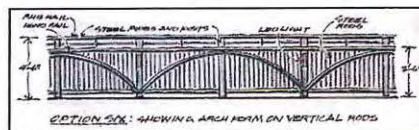
☐ Option 3



☐ Option 4



☒ Option 5



☐ Option 6

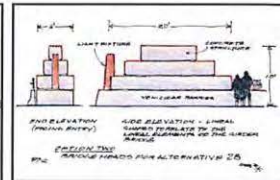
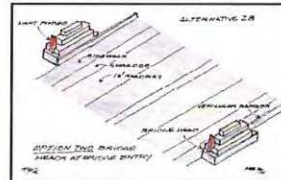
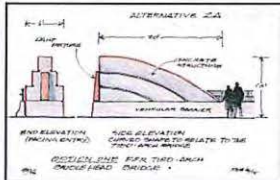
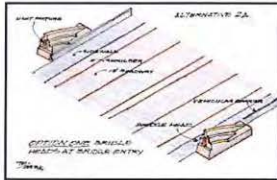
Ballot #7 – Page 3

8 A. Lighting on Handrails?

☒ Yes

☐ No

9. Bridge heads:



☒ Option 1

OR

☐ Option 2


10. Light poles:



☐ Vertical Pole (Modern)



☒ Old Fashioned


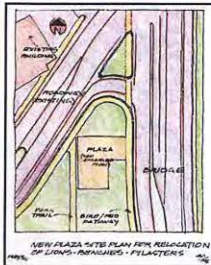


☐ Pole With Arch At Top



☐ Modified Cobra Head

11. What do you think of the idea for the plaza?



Comments: This looks great.
(Hand rails pic of Loins) of option (4) #8 handrails

Ballot #8 – Page 1

County of Stanislaus ~ City of Modesto
7th Street Bridge Project
7th Street Bridge Aesthetics Ballot

RECEIVED FEB 25 2015

1. Bridge type preferred:



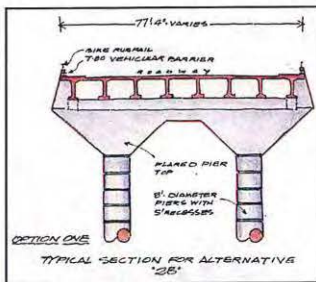
☐ Box Girder

OR



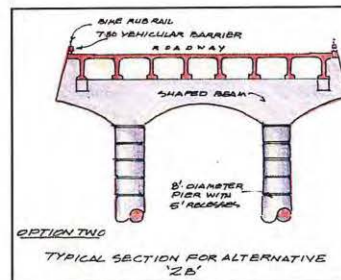
☒ Precast Girder Bridge

2. Typical pier for precast girder bridge:



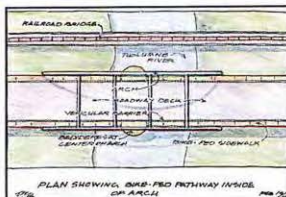
☐ Option 1

OR



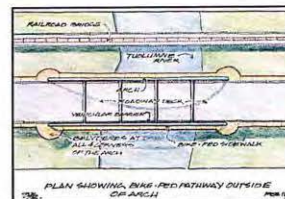
☒ Option 2

3. Pathway on tied arch:



☐ Inside

OR



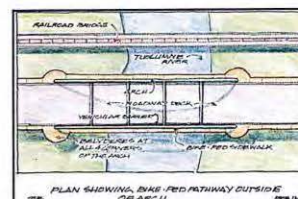
☒ Outside of arch

4. Outlook locations for Arch Bridge:



☐ centered on river

OR



☒ At ends

Ballot #8 – Page 2

5. Outlooks:



☒ Curved

OR



☐ Rectangular

6. Abutments:



☒ Horizontal


OR



☐ Vertical Patterns

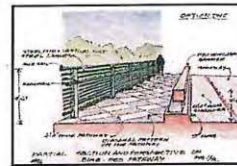
7. Ped/bike paths:

A. For Viaduct



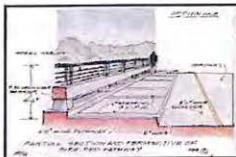
☒ Auto Barrier Outside Of Sidewalk

OR



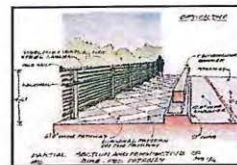
☐ Edge Of Roadway

B. Pattern on sidewalk



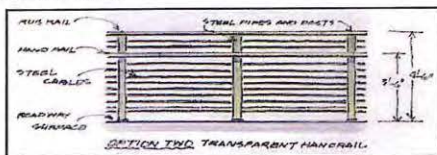
☒ Transverse Striping

OR

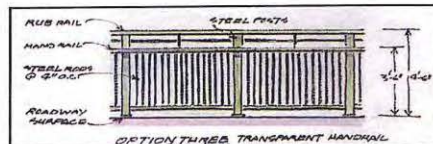


☐ Diagonal

8. Handrails:




☐ Option 2



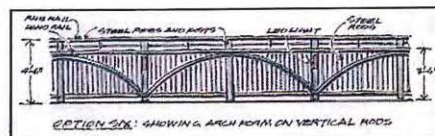
☐ Option 3



☐ Option 4



☐ Option 5



☒ Option 6

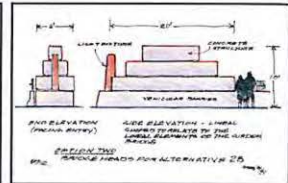
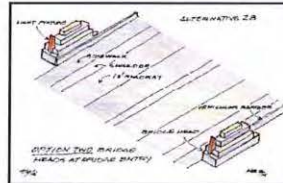
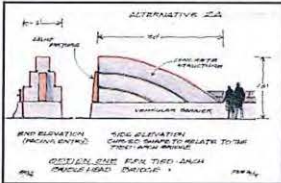
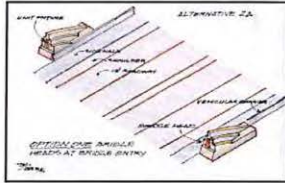
Ballot #8 – Page 3

8 A. Lighting on Handrails?

☐ Yes

☐ No

9. Bridge heads:



☐ Option 1

OR

☒ Option 2


10. Light poles:



☐ Vertical Pole (Modern)



☒ Old Fashioned


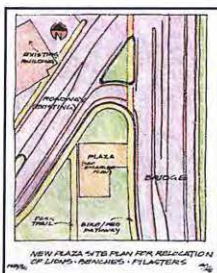


☐ Pole With Arch At Top



☐ Modified Cobra Head

11. What do you think of the idea for the plaza?



Comments: I really like the idea of the plaza.
Would like flag pole and or lion on pedestal.

Ballot #9 – Page 1

County of Stanislaus ~ City of Modesto
7th Street Bridge Project
7th Street Bridge Aesthetics Ballot

RECEIVED FEB 25 2015

1. Bridge type preferred:



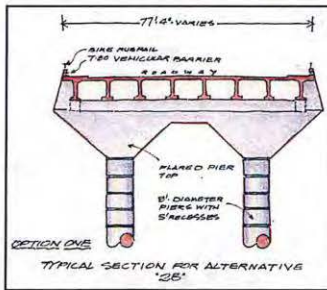
☐ Box Girder

OR



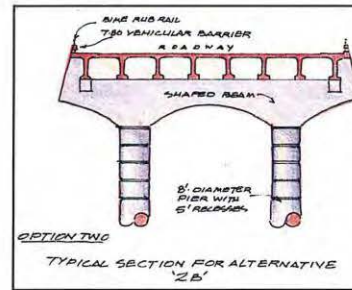
☒ Precast Girder Bridge

2. Typical pier for precast girder bridge:



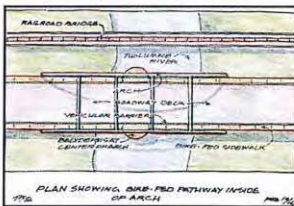
☐ Option 1

OR



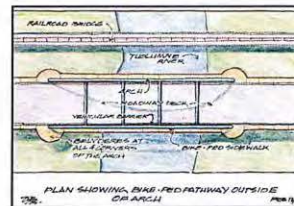
☒ Option 2

3. Pathway on tied arch:




☒ Inside

OR



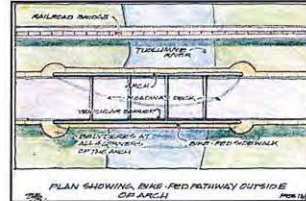
☐ Outside of arch

4. Outlook locations for Arch Bridge:



☒ centered on river

OR



☐ At ends

Ballot #9 – Page 2

5. Outlooks:



☒ Curved



☐ Rectangular

OR

6. Abutments:



☐ Horizontal



☒ Vertical Patterns

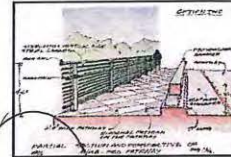
OR

7. Ped/bike paths:

A. For Viaduct



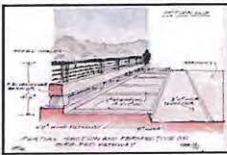
☒ Auto Barrier Outside Of Sidewalk



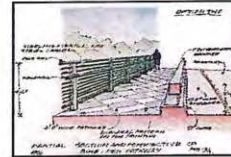
☒ Edge Of Roadway

OR

B. Pattern on sidewalk



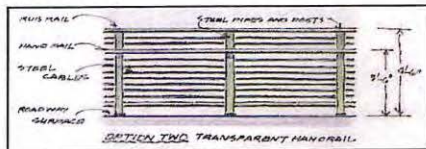
☒ Transverse Striping



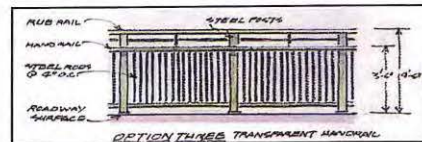
☐ Diagonal

OR


8. Handrails:




☐ Option 2



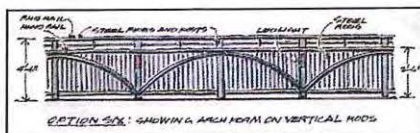
☐ Option 3



☐ Option 4



☐ Option 5



☒ Option 6

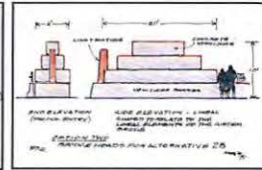
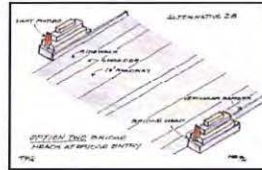
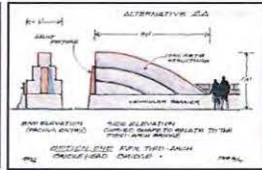
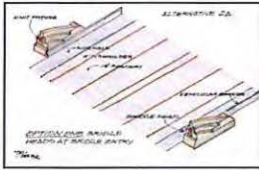
Ballot #9 – Page 3

8 A. Lighting on Handrails?

☐ Yes

☐ No

9. Bridge heads:



☐ Option 1

OR

☒ Option 2


10. Light poles:



☐ Vertical Pole (Modern)



☒ Old Fashioned




☐ Pole With Arch At Top



☐ Modified Cobra Head

11. What do you think of the idea for the plaza?



Comments: Flag poles on the south end on the bridge head as you enter Modesto. Arch bridge important as it will be viewed by thousands every day as they cross Hwy 99. and should be a focal point as you enter Modesto

Ballot #10 – Page 1

County of Stanislaus ~ City of Modesto
7th Street Bridge Project
7th Street Bridge Aesthetics Ballot

RECEIVED FEB 25 2015

1. Bridge type preferred:



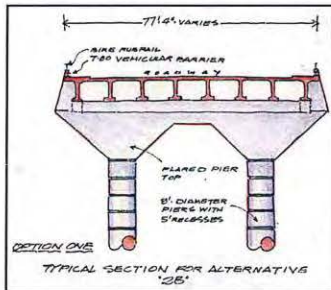
☐ Box Girder

OR



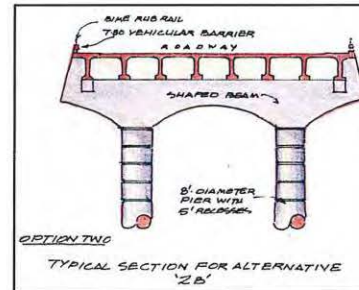
☒ Precast Girder Bridge

2. Typical pier for precast girder bridge:



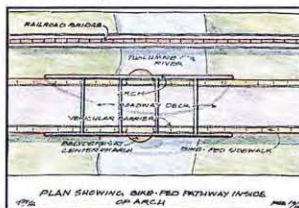
☐ Option 1

OR



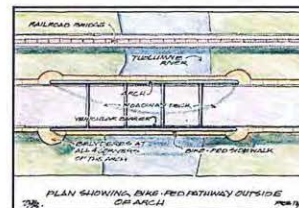
☒ Option 2

3. Pathway on tied arch:




☒ Inside

OR



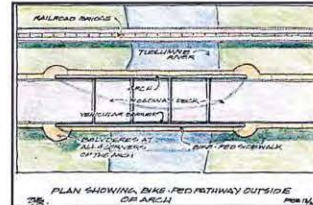
☐ Outside of arch

4. Outlook locations for Arch Bridge:



☒ centered on river

OR



☐ At ends

Ballot #10 – Page 2

5. Outlooks:



☒ Curved

OR



☐ Rectangular

6. Abutments:



☒ Horizontal

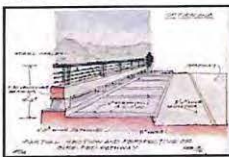
OR



☐ Vertical Patterns

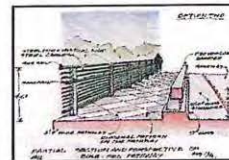
7. Ped/bike paths:

A. For Viaduct




☐ Auto Barrier Outside Of Sidewalk

OR



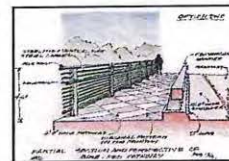
☒ Edge Of Roadway

B. Pattern on sidewalk



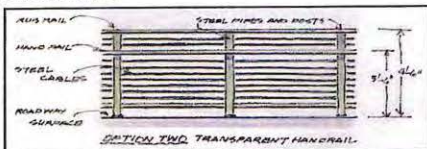
☐ Transverse Striping

OR

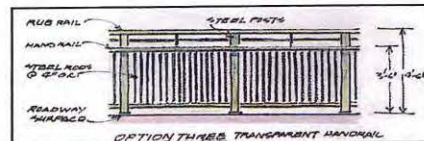


☒ Diagonal

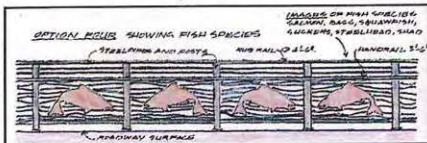
8. Handrails:



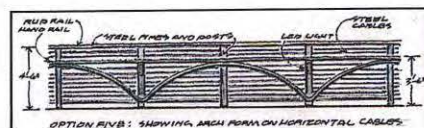
☐ Option 2



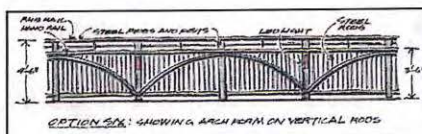
☐ Option 3



☐ Option 4



☐ Option 5



☒ Option 6

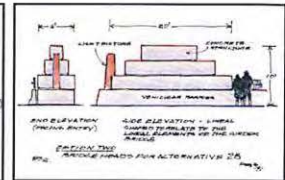
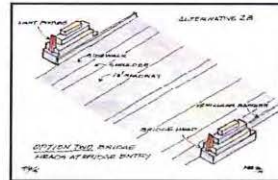
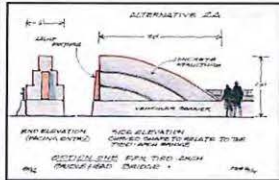
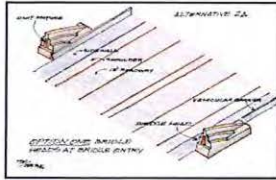
Ballot #10 – Page 3

8 A. Lighting on Handrails?

☐ Yes

☐ No

9. Bridge heads:



☐ Option 1

OR

☒ Option 2

w/ lions

10. Light poles:



☐ Vertical Pole (Modern)



☒ Old Fashioned


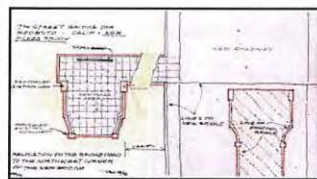
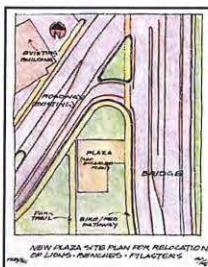


☐ Pole With Arch At Top



☐ Modified Cobra Head

11. What do you think of the idea for the plaza?



Comments:

*Concrete lions as in such bad shape, and would
continue
still degrade -
Make new Bronze lions on the bridge*

Ballot #11 – Page 1

County of Stanislaus ~ City of Modesto
7th Street Bridge Project
7th Street Bridge Aesthetics Ballot

RECEIVED FEB 25 2015

1. Bridge type preferred:



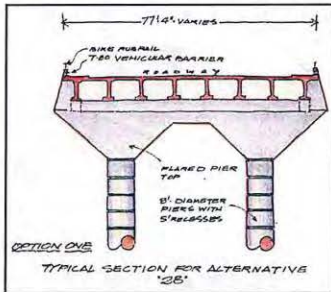
☒ Box Girder

OR



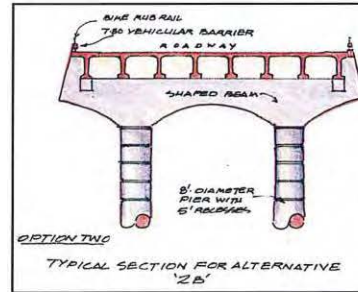
☐ Precast Girder Bridge

2. Typical pier for precast girder bridge:



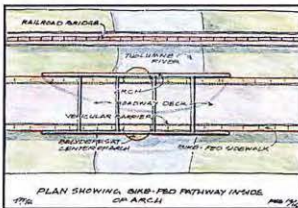
☐ Option 1

OR



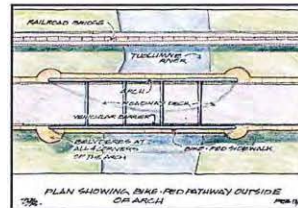
☒ Option 2

3. Pathway on tied arch:



☐ Inside

OR



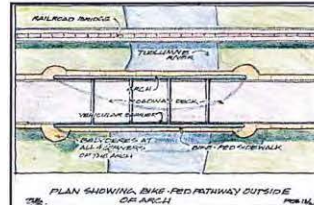
☒ Outside of arch

4. Outlook locations for Arch Bridge:



☐ centered on river

OR



☒ At ends

Ballot #11 – Page 2

5. Outlooks:



☒ Curved

OR



☐ Rectangular

6. Abutments:



☐ Horizontal

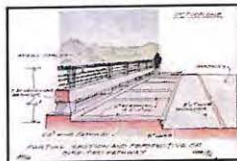
OR



☒ Vertical Patterns

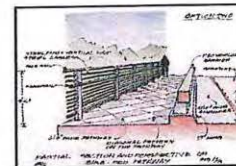
7. Ped/bike paths:

A. For Viaduct



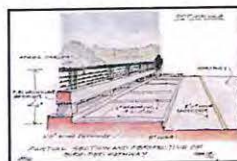
☐ Auto Barrier Outside Of Sidewalk

OR



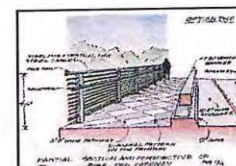
☒ Edge Of Roadway

B. Pattern on sidewalk



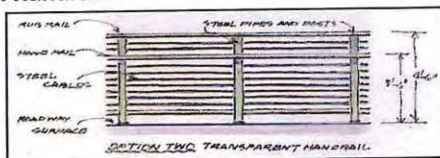
☐ Transverse Striping

OR

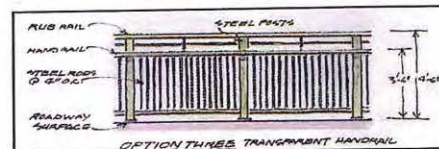


☒ Diagonal


8. Handrails:



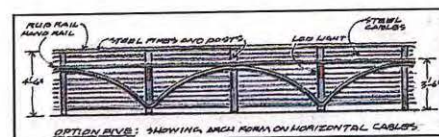
☐ Option 2



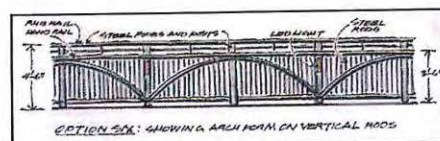
☐ Option 3



☐ Option 4



☐ Option 5



☒ Option 6

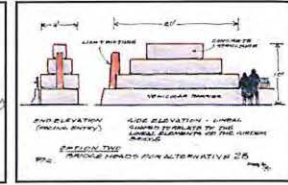
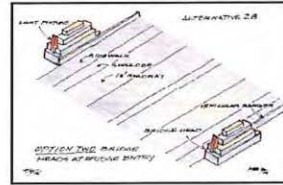
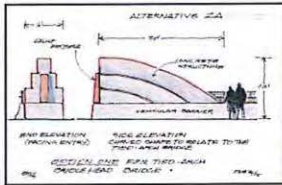
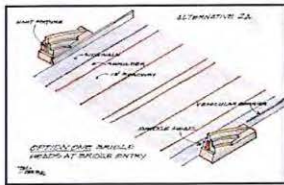
Ballot #11 – Page 3

8 A. Lighting on Handrails?

☐ Yes

☐ No

9. Bridge heads:



☒ Option 1

OR

☐ Option 2

10. Light poles:



☒ Vertical Pole (Modern)



☐ Old Fashioned


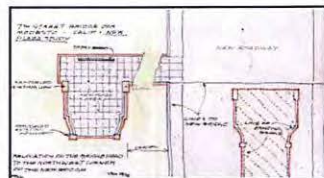
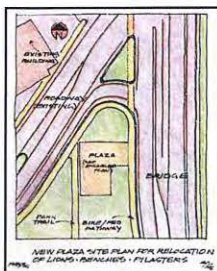


☐ Pole With Arch At Top



☐ Modified Cobra Head

11. What do you think of the idea for the plaza?



Comments: Great

Ballot #12 – Page 1

County of Stanislaus - City of Modesto
7th Street Bridge Project
7th Street Bridge Aesthetics Ballot

RECEIVED FEB 25 2015

1. Bridge type preferred:



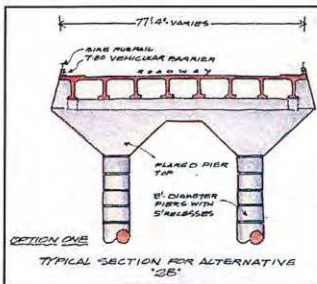
☒ Box Girder

OR



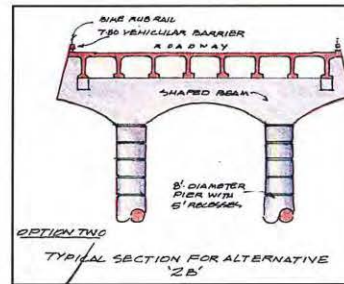
☐ Precast Girder Bridge

2. Typical pier for precast girder bridge:



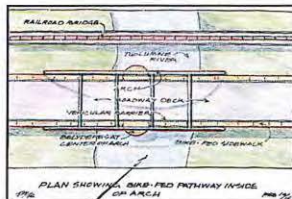
☐ Option 1

OR



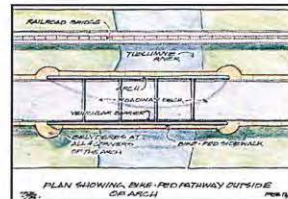
☒ Option 2

3. Pathway on tied arch:



☒ Inside

OR



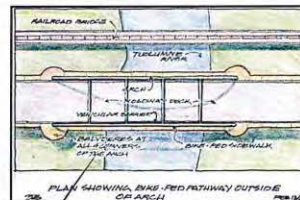
☐ Outside of arch

4. Outlook locations for Arch Bridge:



☐ centered on river

OR



☒ At ends

Ballot #12 – Page 2

5. Outlooks:



☒ Curved

OR



☐ Rectangular

6. Abutments:



☐ Horizontal

OR



☒ Vertical Patterns

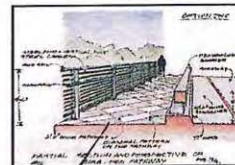
7. Ped/bike paths:

A. For Viaduct



☐ Auto Barrier Outside Of Sidewalk

OR



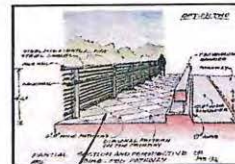
☒ Edge Of Roadway

B. Pattern on sidewalk



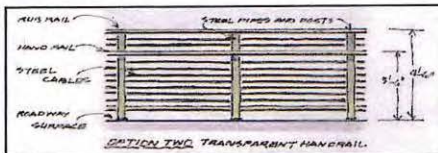
☐ Transverse Striping

OR

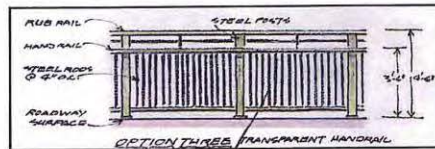


☒ Diagonal


8. Handrails:



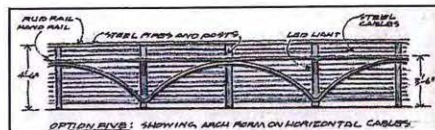
☐ Option 2



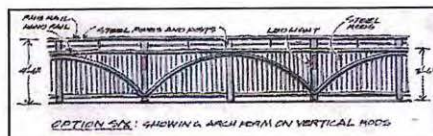
☒ Option 3



☐ Option 4



☐ Option 5



☐ Option 6

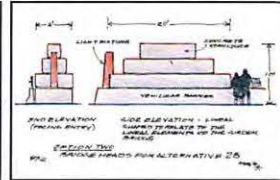
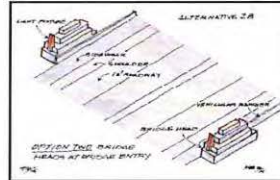
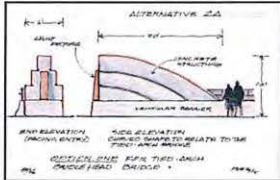
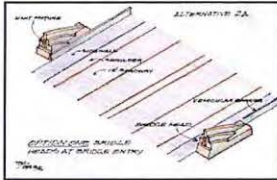
Ballot #12 – Page 3

8 A. Lighting on Handrails?

☐ Yes

☐ No

9. Bridge heads:



☐ Option 1

OR

☐ Option 2


10. Light poles:



☐ Vertical Pole (Modern)



☐ Old Fashioned


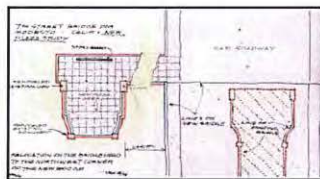
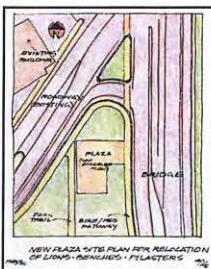


☐ Pole With Arch At Top



☐ Modified Cobra Head

11. What do you think of the idea for the plaza?



Comments:

Ballot #13 – Page 1

7th Street Bridge Project


7th Street Bridge Aesthetics Ballot

1. Bridge type preferred:



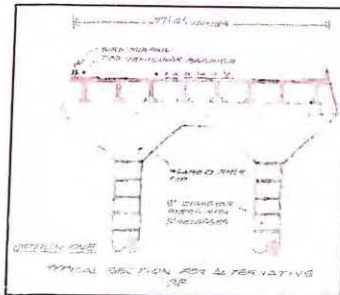
☒ Box Girder

OR



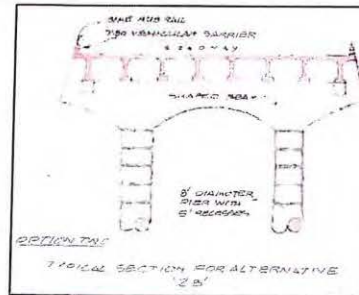
☐ Precast Girder Bridge

2. Typical pier for precast girder bridge:




☐ Option 1

OR




☐ Option 2

3. Pathway on tied arch:




☐ Inside

OR



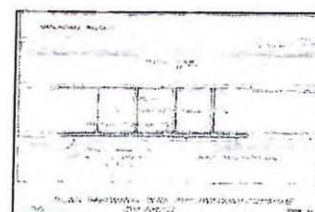
☒ Outside of arch

4. Outlook locations for Arch Bridge:



☒ Centered on river

OR



☐ At ends

Ballot #13 – Page 2

5. Outlooks:



☒ Curved

OR



☐ Rectangular

6. Abutments:



☒ Horizontal

OR



☐ Vertical Patterns


7. Ped/bike paths:

A. For Viaduct




☒ Auto Barrier Outside Of Sidewalk

OR




☐ Edge Of Roadway

B. Pattern on sidewalk




☐ Transverse Striping

OR

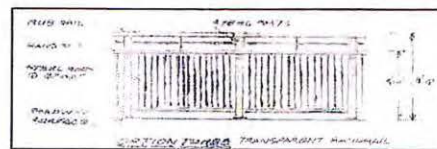


☒ Diagonal

8. Handrails:




☐ Option 2




☐ Option 3



☐ Option 4



☒ Option 5



☐ Option 6




Ballot #13 – Page 3

3 A. Lighting on Handrails?

☐ Yes

☐ No

9. Bridge heads:



☒ Option 1

OR

☐ Option 2


10. Light poles:



☐ Vertical Pole (Modern)



☒ Old Fashioned







☐ Pole With Arch At Top



☐ Modified Cobra Head

11. What do you think of the idea for the plaza?



Comments:

Ballot #14 – Page 1

County of Stanislaus - City of Modesto
7th Street Bridge Project
7th Street Bridge Aesthetics Ballot

1. Bridge type preferred:



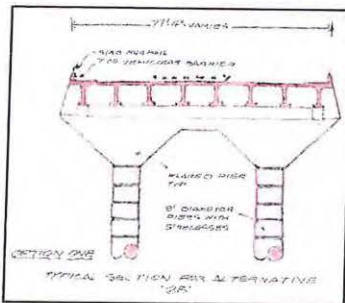
☐ Box Girder

OR



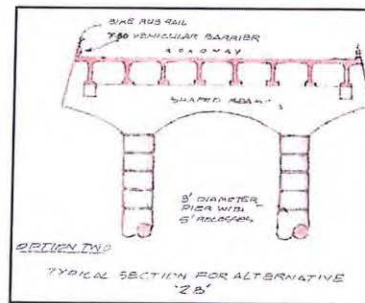
☒ Precast Girder Bridge

2. Typical pier for precast girder bridge:



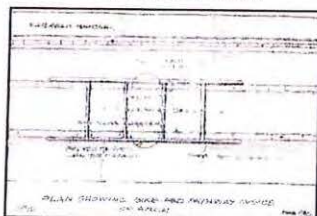
☐ Option 1

OR



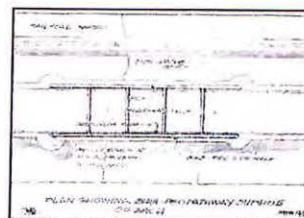
☒ Option 2

3. Pathway on tied arch:



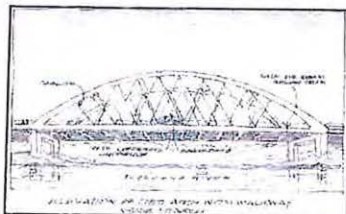
☒ Inside

OR



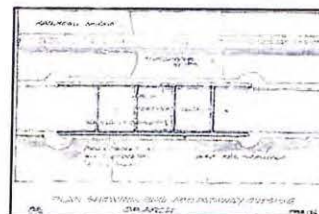
☐ Outside of arch

4. Outlook locations for Arch Bridge:



☒ Centered on river

OR



☐ At ends

Ballot #14 – Page 2

5. Outlooks:



☒ Curved

OR



☐ Rectangular

6. Abutments:



☐ Horizontal

OR



☒ Vertical Patterns


7. Ped/bike paths:

A. For Viaduct



☒ Auto Barrier Outside Of Sidewalk

OR




☐ Edge Of Roadway

B. Pattern on sidewalk




☐ Transverse Striping

OR

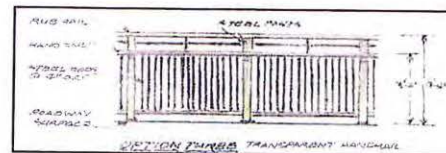


☒ Diagonal


8. Handrails:




☐ Option 2



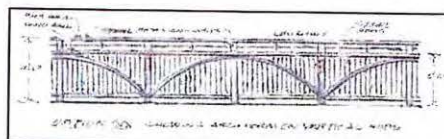
☐ Option 3



☒ Option 4



☐ Option 5



☐ Option 6


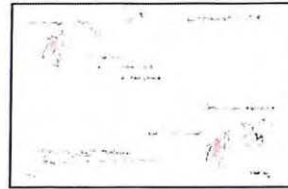


Ballot #14 – Page 3

8 A. Lighting on Handrails?

☐ Yes

☐ No

9. Bridge heads:




☒ Option 1

OR

☐ Option 2


10. Light poles:




☐ Vertical Pole (Modern)



☐ Old Fashioned


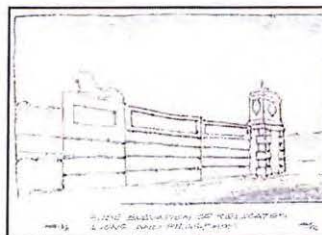
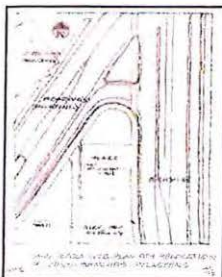


☒ Pole With Arch At Top



☐ Modified Cobra Head

11. What do you think of the idea for the plaza?



Comments:

Ballot #15 – Page 1

7th Street Bridge Project

Ballot #15 – Page 1

1. Bridge type preferred:



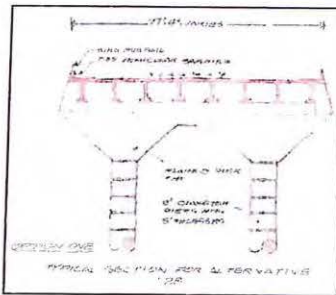
☐ Box Girder

OR



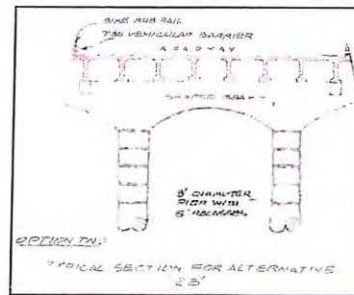
☒ Precast Girder Bridge

2. Typical pier for precast girder bridge:



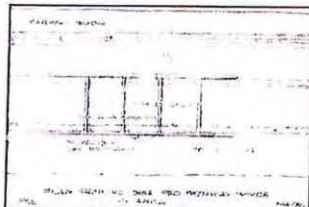
☐ Option 1

OR



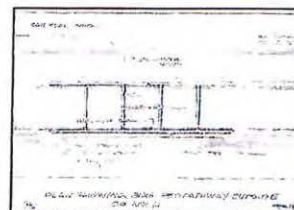
☒ Option 2

3. Pathway on tied arch:




☐ Inside

OR



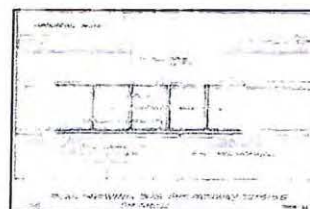
☒ Outside of arch

4. Outlook locations for Arch Bridge:



☒ centered on river

OR



☐ At ends

Ballot #15 – Page 2

5. Outlooks:



☒ Curved

OR




☐ Rectangular

6. Abutments:



☐ Horizontal


OR



☒ Vertical Patterns

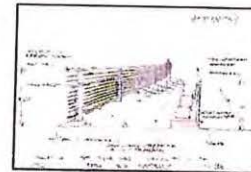
7. Ped/bike paths:

A. For Viaduct




☒ Auto Barrier Outside Of Sidewalk

OR




☒ Edge Of Roadway

B. Pattern on sidewalk




☐ Transverse Striping

OR




☒ Diagonal

8. Handrails:




☐ Option 2




☐ Option 3



☐ Option 4



☐ Option 5



☒ Option 6



Ballot #15 – Page 3

8 A. Lighting on Handrails?

☐ Yes

☒ No

9. Bridge heads:



☒ Option 1

OR

☐ Option 2

10. Light poles:



☐ Vertical Pole (Modern)



☒ Old Fashioned


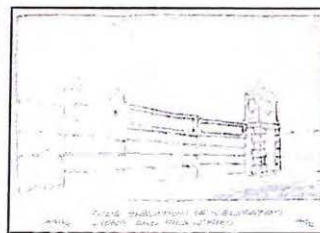




☐ Pole With Arch At Top



☐ Modified Cobra Head

11. What do you think of the idea for the plaza?



Comments:


Ballot #16 – Page 1

1. Bridge type preferred:



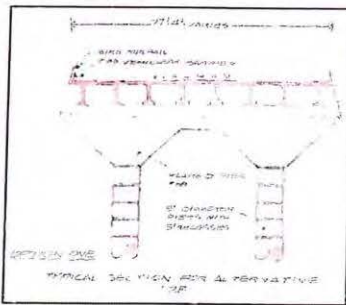
☐ Box Girder

OR



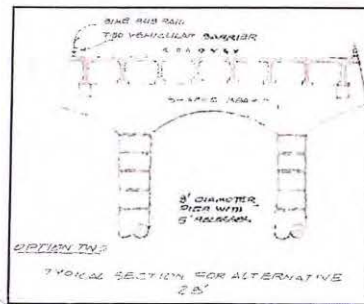
☒ Precast Girder Bridge

2. Typical pier for precast girder bridge:




☐ Option 1

OR



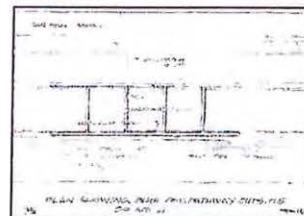
☒ Option 2

3. Pathway on tied arch:




☒ Inside

OR




☐ Outside of arch

4. Outlook locations for Arch Bridge:



☒ centered on river

OR



☐ At ends

Ballot #16 – Page 2

5. Outlooks:



☒ Curved

OR




☐ Rectangular

6. Abutments:



☐ Horizontal

OR



☒ Vertical Patterns


7. Ped/bike paths:

A. For Viaduct



☐ Auto Barrier Outside Of Sidewalk

OR




☒ Edge Of Roadway

B. Pattern on sidewalk




☐ Transverse Striping

OR

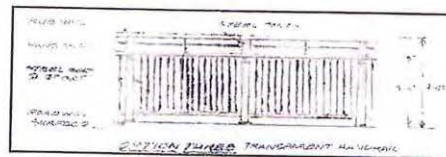


☒ Diagonal

8. Handrails:




☐ Option 2




☐ Option 3



☐ Option 4



☐ Option 5



☒ Option 6





Ballot #16 – Page 3

8 A. Lighting on Handrails?

☒ Yes

☐ No

9. Bridge heads:



☒ Option 1

OR

☐ Option 2

10. Light poles:




☐ Vertical Pole (Modern)



☒ Old Fashioned

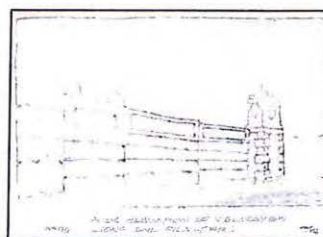




☐ Pole With Arch At Top



☐ Modified Cobra Head

11. What do you think of the idea for the plaza?



Comments:

Ballot #17 – Page 1

7th Street Bridge Project


Ballot #17 – Page 1

1. Bridge type preferred:



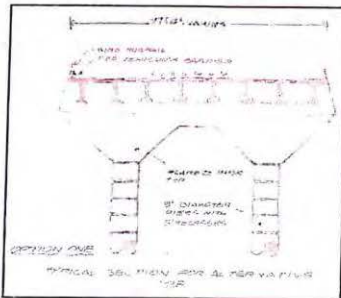
☒ Box Girder

OR



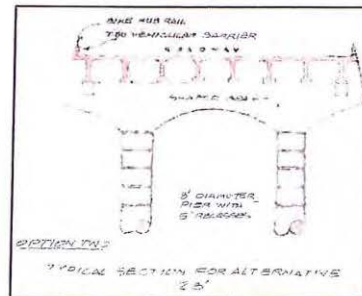
☐ Precast Girder Bridge

2. Typical pier for precast girder bridge:



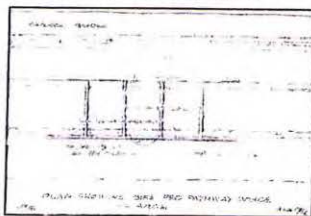
☐ Option 1

OR



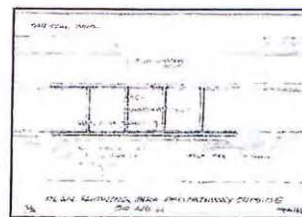
☒ Option 2

3. Pathway on tied arch:




☐ Inside

OR




☒ Outside of arch

4. Outlook locations for Arch Bridge:



☒ centered on river

OR



☐ At ends

Ballot #17 – Page 2

5. Outlooks:




☒ Curved

OR



☐ Rectangular

6. Abutments:



☐ Horizontal


OR



☒ Vertical Patterns

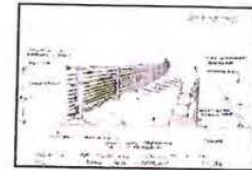
7. Ped/bike paths:

A. For Viaduct



☐ Auto Barrier Outside Of Sidewalk

OR




☒ Edge Of Roadway

B. Pattern on sidewalk




☐ Transverse Striping

OR

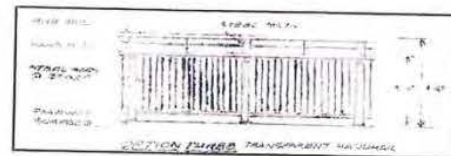


☒ Diagonal

8. Handrails:



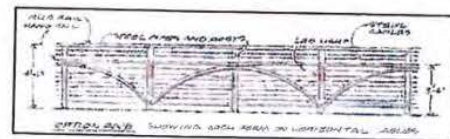
☐ Option 2




☐ Option 3



☒ Option 4



☐ Option 5



☒ Option 6

Ballot #17 – Page 3




8 A. Lighting on Handrails?

☒ Yes

☐ No

But might be too costly especially for maintenance.

9. Bridge heads:



☒ Option 1

OR

☐ Option 2

don't really like either of them


10. Light poles:




☐ Vertical Pole (Modern)



☒ Old Fashioned


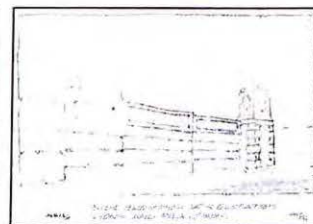



☐ Pole With Arch At Top



☐ Modified Cobra Head

11. What do you think of the idea for the plaza?



Comments: I like the Idea of the plaza but would probably install perpendicular to two-volume Blvd so the view is of the new Bridge in the back ground. The details of how it would work would need to be worked out later though. Great Idea!

Ballot #18 – Page 1

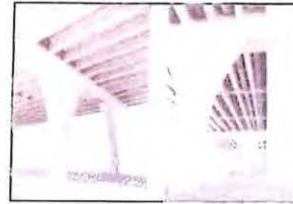
7th Street Bridge Project

1. Bridge type preferred:



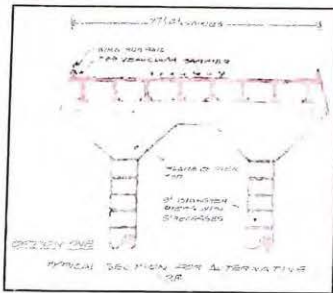
☒ Box Girder

OR



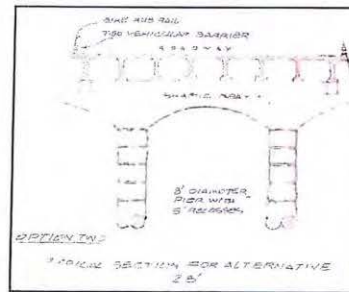
☐ Precast Girder Bridge

2. Typical pier for precast girder bridge:



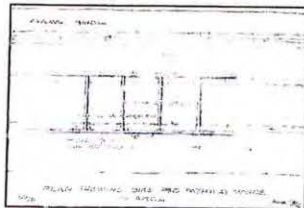
☐ Option 1

OR



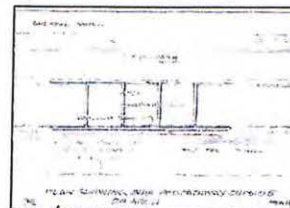
☒ Option 2

3. Pathway on tied arch:




☐ Inside

OR



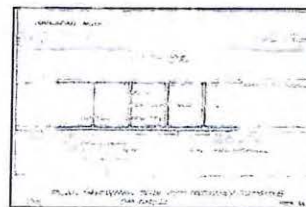
☒ Outside of arch

4. Outlook locations for Arch Bridge:



☒ centered on river

OR



☐ At ends

Ballot #18 – Page 2

5. Outlooks:



☒ Curved



☐ Rectangular

OR

6. Abutments:



☒ Horizontal



☐ Vertical Patterns

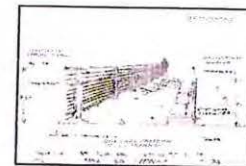
OR

7. Ped/bike paths:

A. For Viaduct



☐ Auto Barrier Outside Of Sidewalk



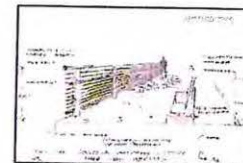
☒ Edge Of Roadway

OR

B. Pattern on sidewalk




☐ Transverse Striping



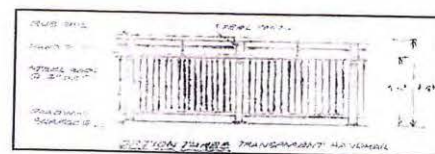
☒ Diagonal

OR

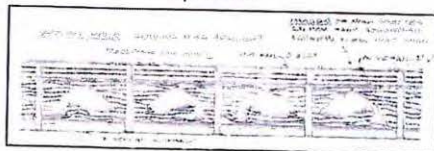
8. Handrails:



☐ Option 2



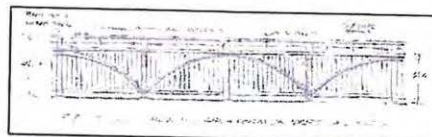
☐ Option 3



☐ Option 4



☐ Option 5



☒ Option 6



Ballot #18 – Page 3

8 A. Lighting on Handrails?

☒ Yes

☐ No

9. Bridge heads:



☐ Option 1

OR

☒ Option 2


10. Light poles:




☐ Vertical Pole (Modern)



☒ Old Fashioned


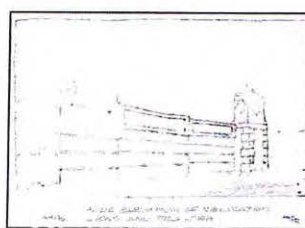



☐ Pole With Arch At Top



☐ Modified Cobra Head

11. What do you think of the idea for the plaza?




Comments:

Ballot #19 – Page 1


County of Stanislaus - City of Merced
7th Street Bridge Project
7th Street Bridge Aesthetics Ballot

1. Bridge type preferred:



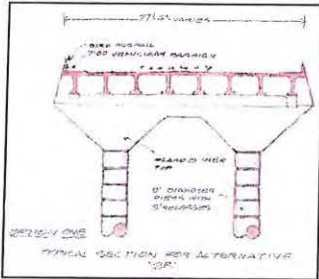
☒ Box Girder

OR



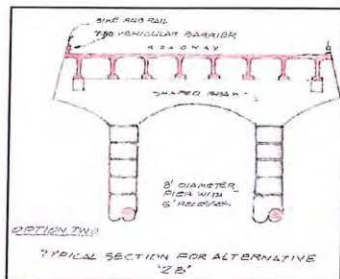
☐ Precast Girder Bridge

2. Typical pier for precast girder bridge:



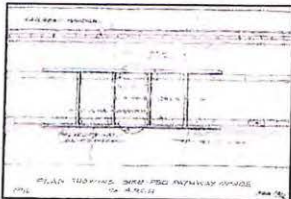
☐ Option 1

OR



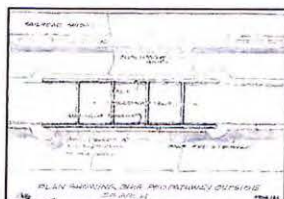
☒ Option 2

3. Pathway on tied arch:



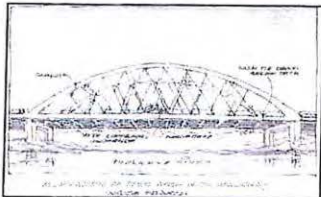
☐ Inside

OR



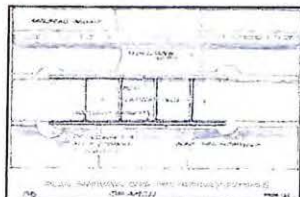
☒ Outside of arch

4. Outlook locations for Arch Bridge:



☐ centered on river

OR



☒ At ends

Ballot #19 – Page 2

5. Outlooks:



☒ Curved




☐ Rectangular

OR

6. Abutments:



☒ Horizontal



☐ Vertical Patterns

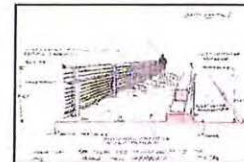
OR

7. Ped/bike paths:

A. For Viaduct




☐ Auto Barrier Outside Of Sidewalk



☒ Edge Of Roadway

OR

B. Pattern on sidewalk



☐ Transverse Striping



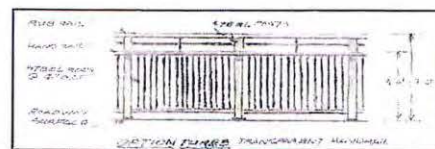
☒ Diagonal

OR


8. Handrails:



☒ Option 2



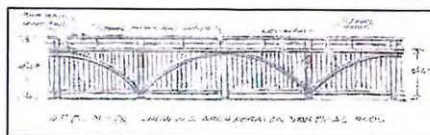
☐ Option 3



☐ Option 4



☐ Option 5



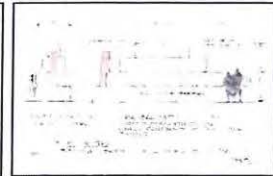
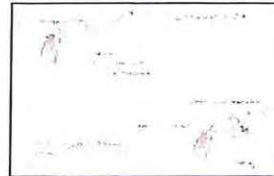

☒ Option 6

8 A. Lighting on Handrails?

☒ Yes

☐ No

9. Bridge heads:



☒ Option 1

OR

☐ Option 2


10. Light poles:



☐ Vertical Pole (Modern)



☒ Old Fashioned


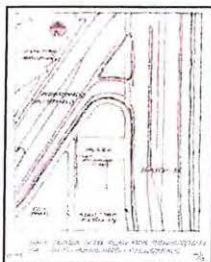


☐ Pole With Arch At Top



☐ Modified Cobra Head

11. What do you think of the idea for the plaza?



X

Comments:

Keep the lines, add character to make it a welcoming site.

Ballot #20 – Page 1

1. Bridge type preferred:



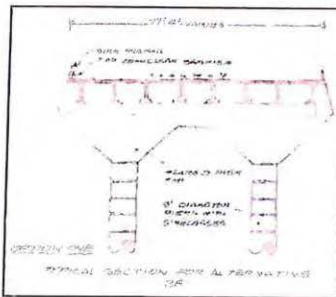
☐ Box Girder

OR



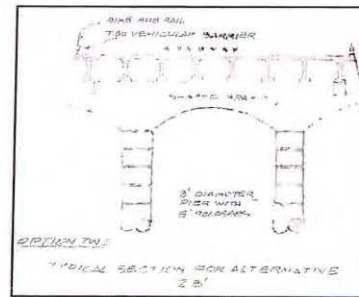
☒ Precast Girder Bridge

2. Typical pier for precast girder bridge:



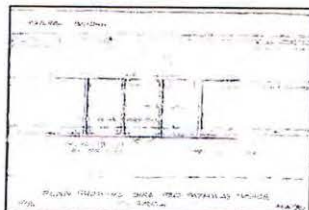
☐ Option 1

OR




☒ Option 2

3. Pathway on tied arch:




☒ Inside

OR



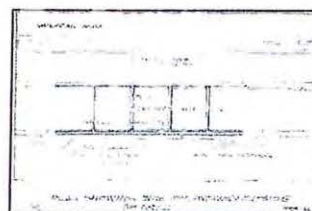
☐ Outside of arch

4. Outlook locations for Arch Bridge:



☐ centered on river

OR



☒ At ends

Ballot #20 – Page 2

5. Outlooks:




☒ Curved

OR



☐ Rectangular

6. Abutments:



☐ Horizontal

OR



☒ Vertical Patterns

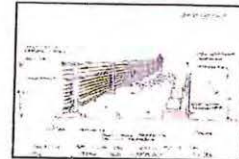
7. Ped/bike paths:

A. For Viaduct



☐ Auto Barrier Outside Of Sidewalk

OR



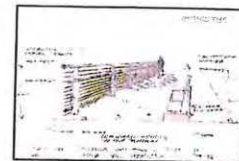
☒ Edge Of Roadway

B. Pattern on sidewalk



☒ Transverse Striping

OR

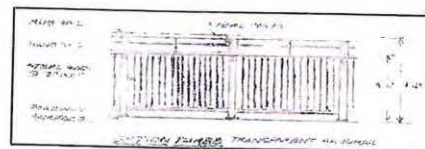


☐ Diagonal

8. Handrails:




☐ Option 2




☐ Option 3



☒ Option 4



☐ Option 5




☒ Option 6

8 A. Lighting on Handrails?


☒ Yes

☐ No


9. Bridge heads:



☐ Option 1



OR



☐ Option 2

☒ Option 3 - remake the lions

10. Light poles:



☒ Vertical Pole (Modern)



☐ Old Fashioned

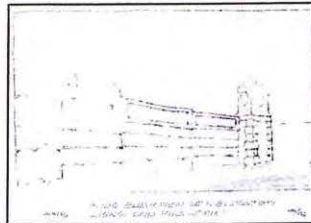



☐ Pole With Arch At Top



☐ Modified Cobra Head

11. What do you think of the idea for the plaza?



Comments: If option 1 is not available in #9, then I like the idea of preserving a portion of the wall and displaying as depicted here


Ballot #21 – Page 1

1. Bridge type preferred:



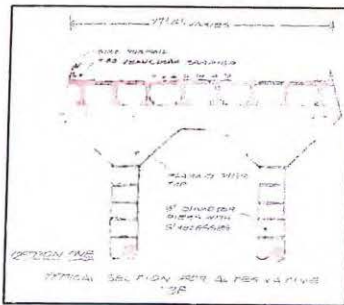
☒ Box Girder

OR



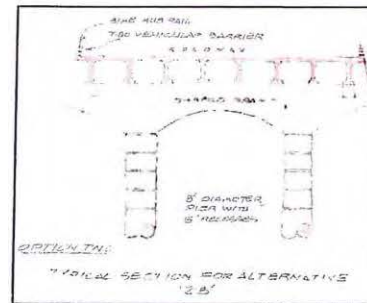
☐ Precast Girder Bridge

2. Typical pier for precast girder bridge:




☐ Option 1

OR



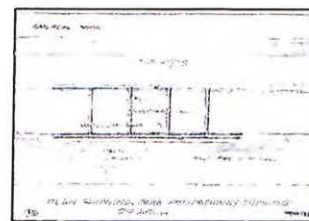
☒ Option 2

3. Pathway on tied arch:



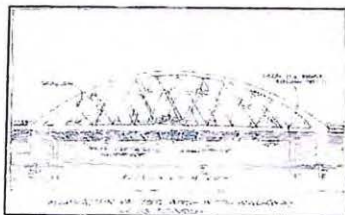
☒ Inside

OR



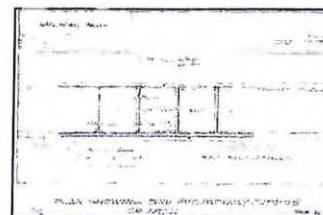
☐ Outside of arch

4. Outlook locations for Arch Bridge:




☒ centered on river

OR



☐ At ends

5. Outlooks:




☒ Curved



☐ Rectangular

OR

6. Abutments:



☒ Horizontal



☐ Vertical Patterns

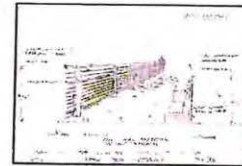
OR

7. Ped/bike paths:

A. For Viaduct




☒ Auto Barrier Outside Of Sidewalk




☐ Edge Of Roadway

OR

B. Pattern on sidewalk



☒ Transverse Striping




☐ Diagonal

OR


8. Handrails:




☐ Option 2



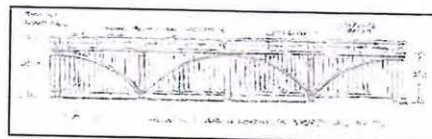
☒ Option 3



☐ Option 4



☐ Option 5





☒ Option 6

8 A. Lighting on Handrails?

☐ Yes

☐ No

9. Bridge heads:



☒ Option 1

OR

☐ Option 2

10. Light poles:




☐ Vertical Pole (Modern)



☐ Old Fashioned

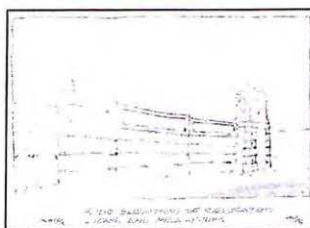



☒ Pole With Arch At Top



☐ Modified Cobra Head

11. What do you think of the idea for the plaza?



Comments:

County of Stanislaus - City of Merced
7th Street Bridge Project

7th Street Bridge Aesthetics Ballot

1. Bridge type preferred:



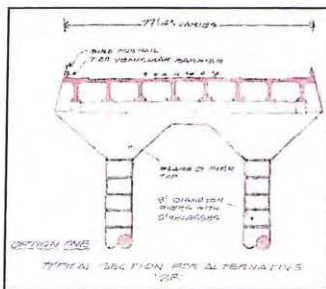
☐ Box Girder

OR



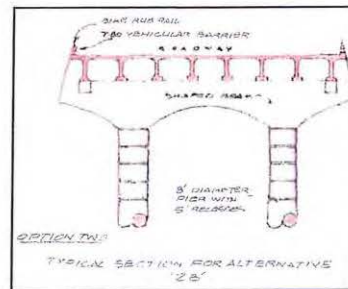
☒ Precast Girder Bridge

2. Typical pier for precast girder bridge:



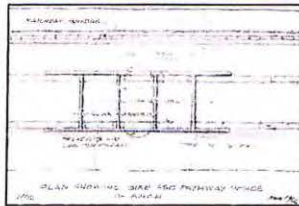
☐ Option 1

OR



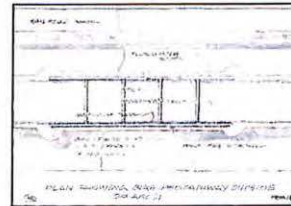
☒ Option 2

3. Pathway on tied arch:



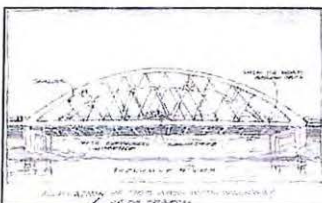
☒ Inside

OR



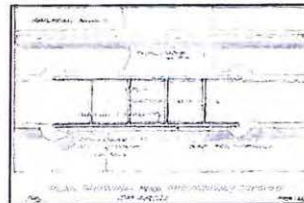
☐ Outside of arch

4. Outlook locations for Arch Bridge:



☒ centered on river

OR



☐ At ends

5. Outlooks:



☒ Curved

OR



☐ Rectangular

6. Abutments:



☐ Horizontal

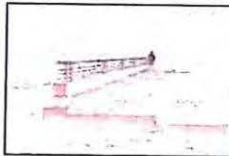
OR



☒ Vertical Patterns


7. Ped/bike paths:

A. For Viaduct




☐ Auto Barrier Outside Of Sidewalk

OR



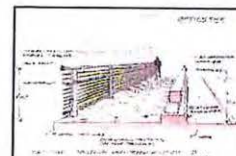
☒ Edge Of Roadway

B. Pattern on sidewalk



☐ Transverse Striping

OR

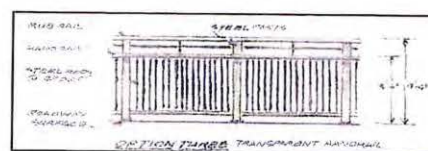


☒ Diagonal


8. Handrails:




☒ Option 2



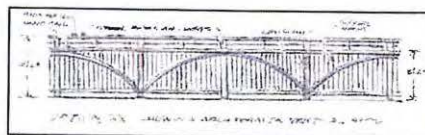
☐ Option 3



☐ Option 4



☐ Option 5



☐ Option 6

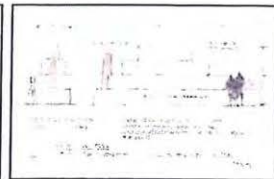

Ballot #22 – Page 3

8 A. Lighting on Handrails?

☒ Yes

☐ No

9. Bridge heads:



☐ Option 1

OR

☐ Option 2


10. Light poles:




☒ Vertical Pole (Modern)



☐ Old Fashioned


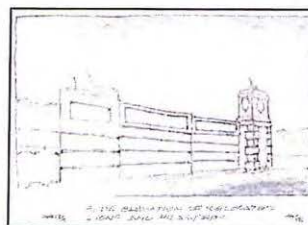
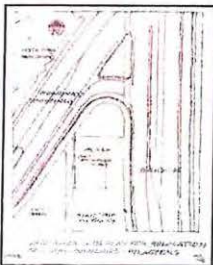


☐ Pole With Arch At Top



☐ Modified Cobra Head

11. What do you think of the idea for the plaza?



Comments:

County of Stanislaus - City of Merced
7th Street Bridge Project

7th Street Bridge Aesthetics Ballot

1. Bridge type preferred:



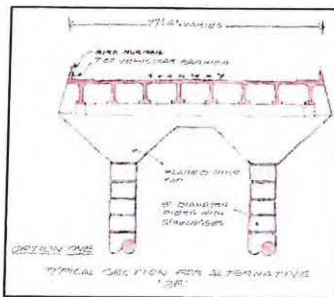
☒ Box Girder

OR



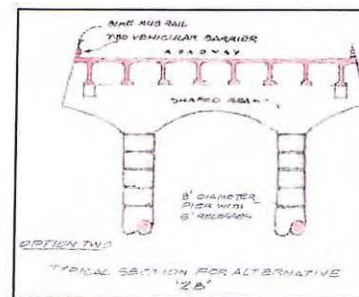
☐ Precast Girder Bridge

2. Typical pier for precast girder bridge:



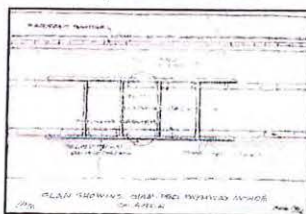
☐ Option 1

OR



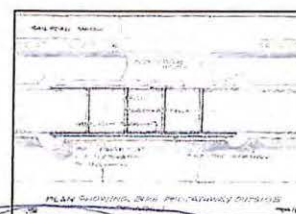
☒ Option 2

3. Pathway on tied arch:



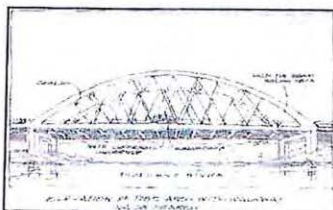
☒ Inside

OR



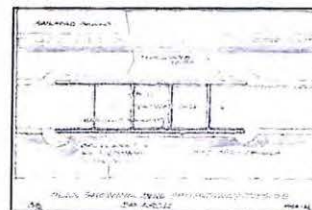
☒ Outside of arch

4. Outlook locations for Arch Bridge:



☒ centered on river

OR



☐ At ends

Ballot #23 – Page 2

5. Outlooks:



☐ Curved



☒ Rectangular

OR

6. Abutments:



☒ Horizontal



☐ Vertical Patterns


OR

7. Ped/bike paths:

A. For Viaduct




☒ Auto Barrier Outside Of Sidewalk




☐ Edge Of Roadway

OR

B. Pattern on sidewalk



☒ Transverse Striping



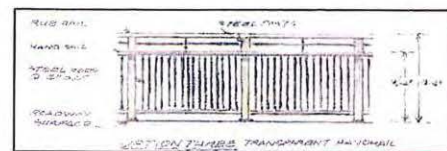
☐ Diagonal

OR

8. Handrails:



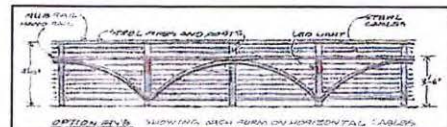
☐ Option 2




☐ Option 3



☐ Option 4



☐ Option 5



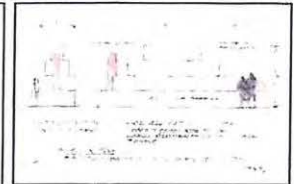



☒ Option 6

Ballot #23 – Page 3

8 A, Lighting on Handrails?



9. Bridge heads:



☒ Option 1

OR

☐ Option 2

10. Light poles:




☐ Vertical Pole (Modern)



☒ Old Fashioned


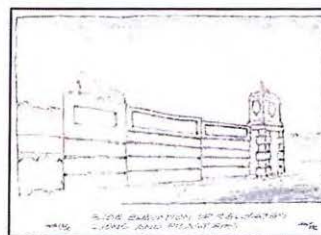
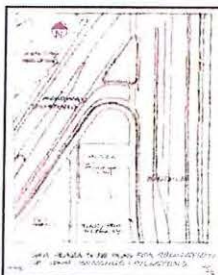


☐ Pole With Arch At Top



☐ Modified Cobra Head

11. What do you think of the idea for the plaza?



Comments:


Ballot #24 – Page 1

1. Bridge type preferred:



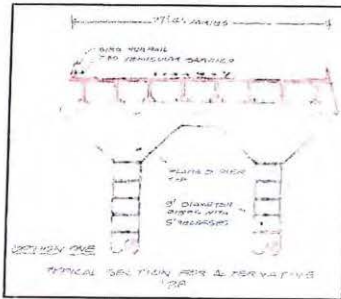
☐ Box Girder

OR



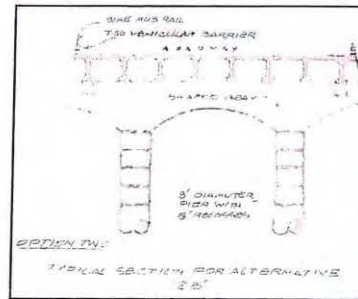
☒ Precast Girder Bridge

2. Typical pier for precast girder bridge:



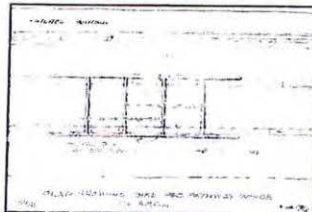
☐ Option 1

OR



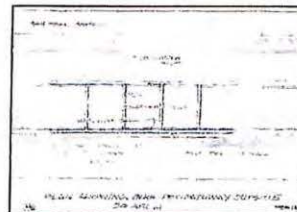
☒ Option 2

3. Pathway on tied arch:



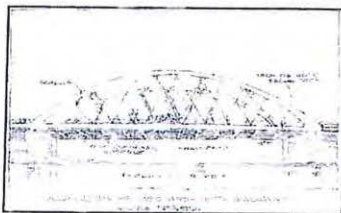
☒ Inside

OR




☐ Outside of arch

4. Outlook locations for Arch Bridge:



☐ centered on river

OR



☒ At ends

Ballot #24 – Page 2

5. Outlooks:



☒ Curved

OR



☐ Rectangular

6. Abutments:



☐ Horizontal


OR



☒ Vertical Patterns

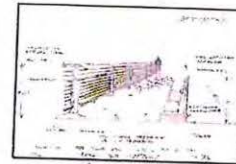
7. Ped/bike paths:

A. For Viaduct



☐ Auto Barrier Outside Of Sidewalk

OR




☒ Edge Of Roadway

B. Pattern on sidewalk




☐ Transverse Striping

OR

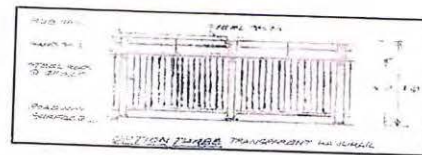


☒ Diagonal

8. Handrails:



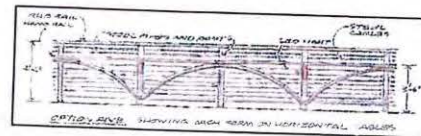
☐ Option 2



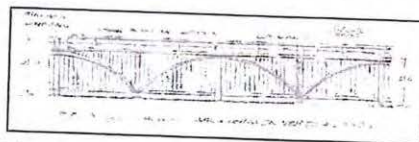
☐ Option 3



☐ Option 4



☐ Option 5




☒ Option 6

8 A. Lighting on Handrails?


☒ Yes

☐ No



9. Bridge heads:



☐ Option 1



OR



☐ Option 2


10. Light poles:



☐ Vertical Pole (Modern)



☒ Old Fashioned

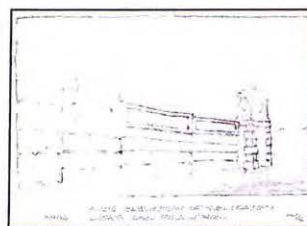



☐ Pole With Arch At Top



☐ Modified Cobra Head

11. What do you think of the idea for the plaza?



Comments: *traditional designs should be used, avoid modern, angular features. Open space is preferred to crowded spaces. Pleasing aesthetics should be considered in all design.*

Ballot #25 – Page 1

County of Stanislaus - City of Modesto
7th Street Bridge Project

7th Street Bridge Aesthetics Ballot

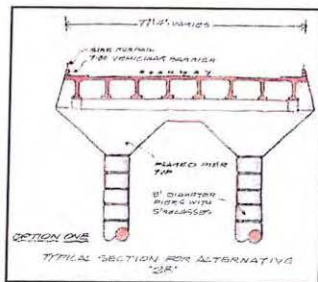
1. Bridge type preferred:


☒ Box Girder

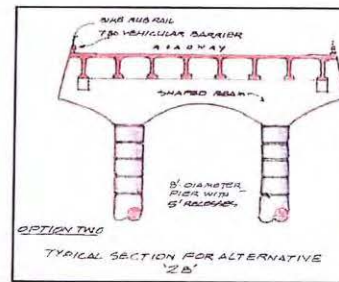
OR


☐ Precast Girder Bridge

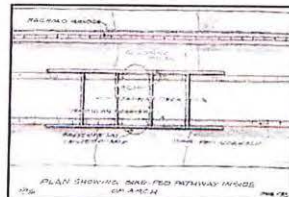
2. Typical pier for precast girder bridge:


☐ Option 1

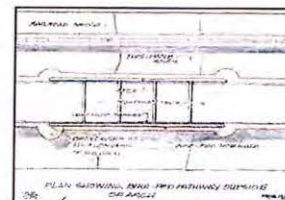
OR


☒ Option 2

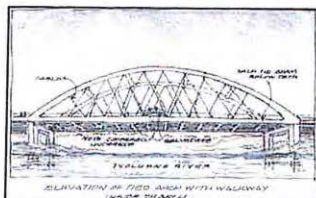
3. Pathway on tied arch:


☐ Inside

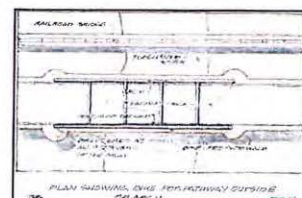
OR


☒ Outside of arch

4. Outlook locations for Arch Bridge:


☒ centered on river

OR


☐ At ends

Ballot #25 – Page 2

5. Outlooks:



☒ Curved

OR



☐ Rectangular

6. Abutments:



☐ Horizontal

OR



☒ Vertical Patterns

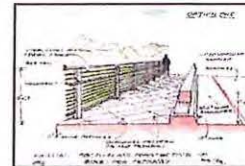
7. Ped/bike paths:

A. For Viaduct



☐ Auto Barrier Outside Of Sidewalk

OR



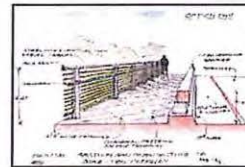
☒ Edge Of Roadway

B. Pattern on sidewalk



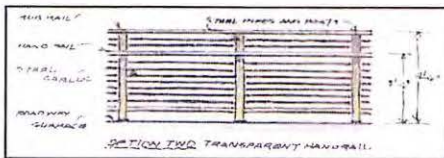
☐ Transverse Striping

OR

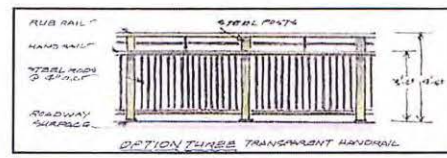


☒ Diagonal


8. Handrails:



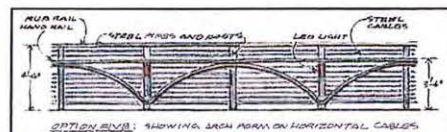
☐ Option 2



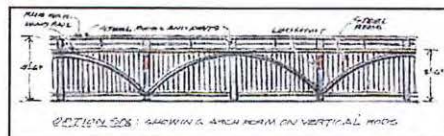
☐ Option 3



☒ Option 4



☐ Option 5



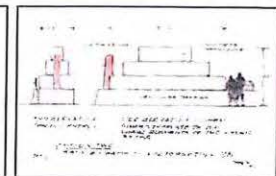
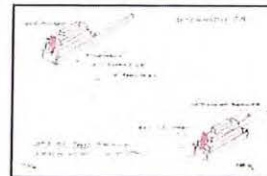
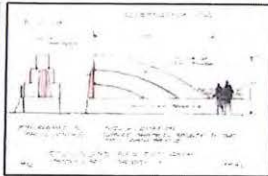

☐ Option 6

8 A. Lighting on Handrails?

☐ Yes

☒ No

9. Bridge heads:



☒ Option 1

OR

☐ Option 2


10. Light poles:




☒ Vertical Pole (Modern)



☐ Old Fashioned


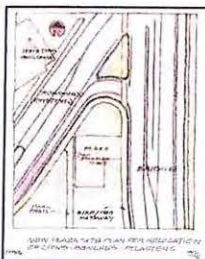


☐ Pole With Arch At Top



☐ Modified Cobra Head

11. What do you think of the idea for the plaza?



Comments:

(for summer) Maybe a nice flowering Magnolia
Place a good size tree in the middle (or a
couple if they fit.) A bench or two. Plaza looks
good

County of Yamhill - Oregon
7th Street Bridge Project

7th Street Bridge Aesthetics Ballot

1. Bridge type preferred:



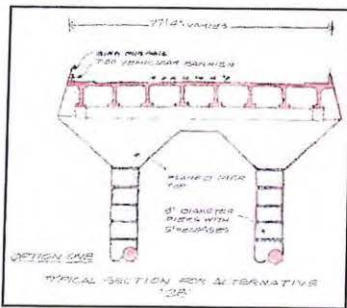
☐ Box Girder

OR



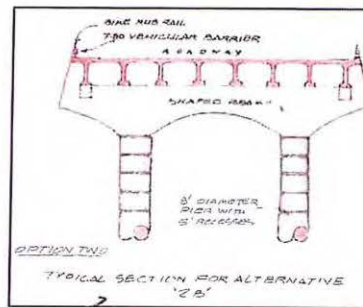
☒ Precast Girder Bridge

2. Typical pier for precast girder bridge:



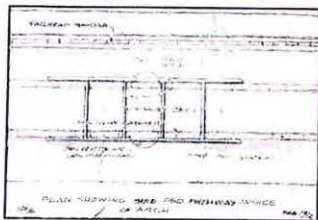
☐ Option 1

OR



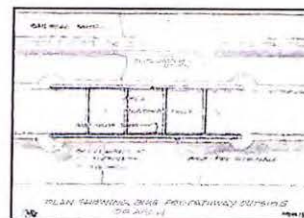
☒ Option 2

3. Pathway on tied arch:



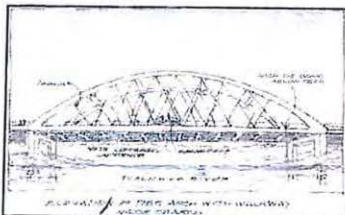
☒ Inside

OR



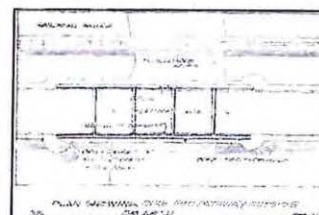
☐ Outside of arch

4. Outlook locations for Arch Bridge:



☒ centered on river

OR



☐ At ends

Ballot #26 – Page 2

5. Outlooks:



☒ Curved

OR



☐ Rectangular

6. Abutments:



☒ Horizontal

OR



☐ Vertical Patterns

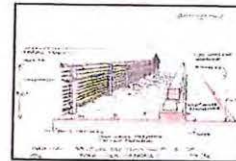
7. Ped/bike paths:

A. For Viaduct



☒ Auto Barrier Outside Of Sidewalk

OR



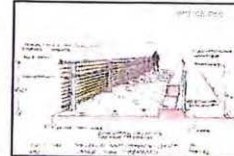
☐ Edge Of Roadway

B. Pattern on sidewalk



☐ Transverse Striping

OR

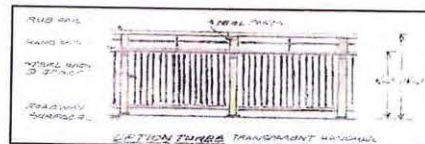


☒ Diagonal


8. Handrails:




☐ Option 2



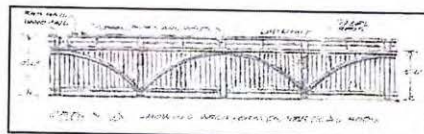
☒ Option 3



☐ Option 4



☐ Option 5



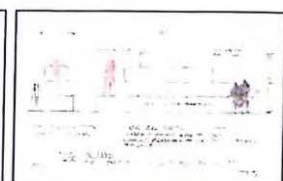



☐ Option 6

8 A. Lighting on Handrails?

☒ Yes

☐ No

9. Bridge heads:



☒ Option 1

OR

☐ Option 2


10. Light poles:




☐ Vertical Pole (Modern)



☒ Old Fashioned

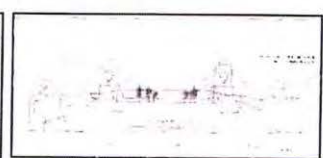
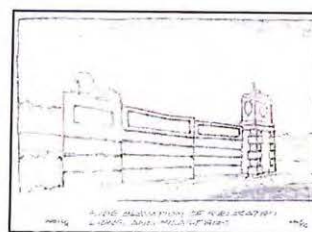
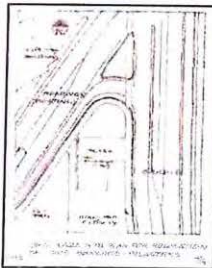


☐ Pole With Arch At Top



☐ Modified Cobra Head

11. What do you think of the idea for the plaza?



Comments:


Ballot #27 – Page 1

1. Bridge type preferred:



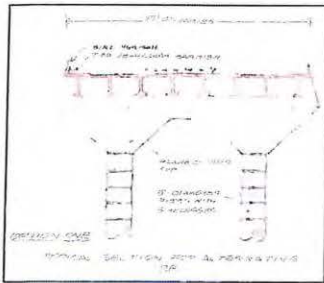
☐ Box Girder

OR



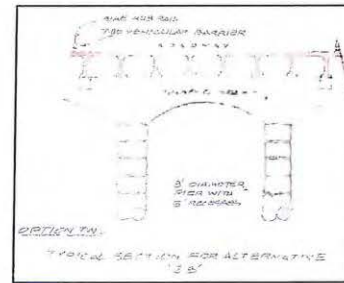
☒ Precast Girder Bridge

2. Typical pier for precast girder bridge:



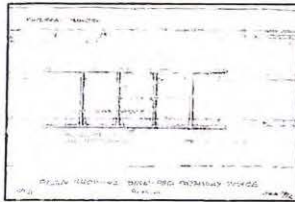
☐ Option 1

OR



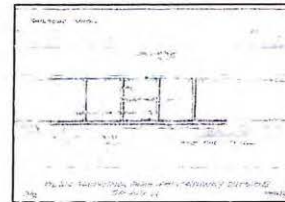
☒ Option 2

3. Pathway on tied arch:




☐ Inside

OR



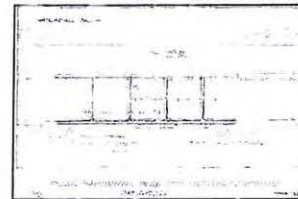
☒ Outside of arch

4. Outlook locations for Arch Bridge:



☒ centered on river

OR




☐ At ends

5. Outlooks:




☒ Curved

OR



☐ Rectangular

6. Abutments:



☒ Horizontal

OR



☐ Vertical Patterns

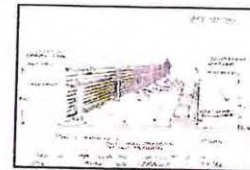
7. Ped/bike paths:

A. For Viaduct



☐ Auto Barrier Outside Of Sidewalk

OR




☐ Edge Of Roadway

B. Pattern on sidewalk




☐ Transverse Striping

OR




☒ Diagonal

8. Handrails:




☐ Option 2



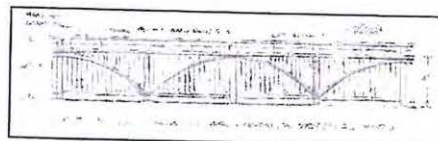
☒ Option 3



☐ Option 4



☐ Option 5



☒ Option 6


3 or 6

8 A. Lighting on Handrails?

☒ Yes

☐ No

9. Bridge heads:



☒ Option 1

OR

☐ Option 2


10. Light poles:



☐ Vertical Pole (Modern)



☒ Old Fashioned


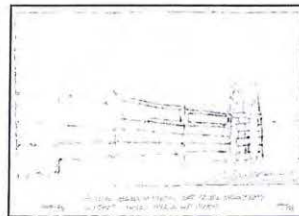



☐ Pole With Arch At Top



☐ Modified Cobra Head

11. What do you think of the idea for the plaza?



Comments:

ICON NECESSARY. No more crappy CT bridges,
we had better and deserve better.


Whatever you do, elements should harmonize with each other, rather
than being a hodgepodge of traditional/contemporary & horizontal/vertical
= curved/rectangular

1. Bridge type preferred:



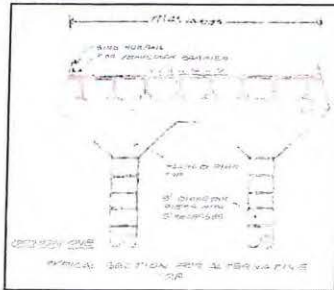
☐ Box Girder

OR



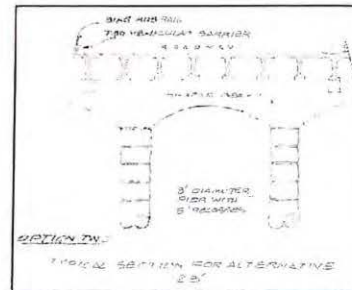
☒ Precast Girder Bridge

2. Typical pier for precast girder bridge:



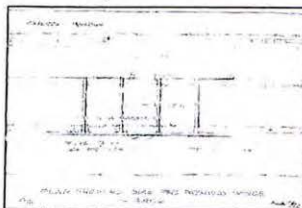
☐ Option 1

OR




☒ Option 2

3. Pathway on tied arch:




☐ Inside

OR



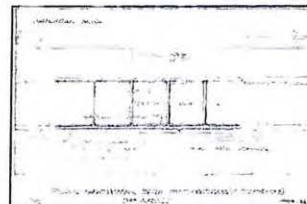
☒ Outside of arch

4. Outlook locations for Arch Bridge:



☒ centered on river

OR



☐ At ends

5. Outlooks:



☒ Curved



☐ Rectangular

OR

6. Abutments:



☐ Horizontal



☒ Vertical Patterns

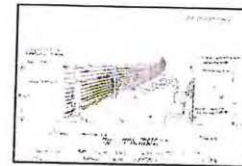
OR

7. Ped/bike paths:

A. For Viaduct



☐ Auto Barrier Outside Of Sidewalk




☒ Edge Of Roadway

OR

B. Pattern on sidewalk




☐ Transverse Striping




☒ Diagonal

OR


8. Handrails:




☐ Option 2




☐ Option 3



☐ Option 4



☐ Option 5




☒ Option 6

8 A. Lighting on Handrails?

☒ Yes

☐ No

9. Bridge heads:



☐ Option 1



OR



☒ Option 2




10. Light poles:



☐ Vertical Pole (Modern)



☒ Old Fashioned





☐ Pole With Arch At Top



☐ Modified Cobra Head

11. What do you think of the idea for the plaza?



Comments:

I love the idea of improving the bridge & the plaza is a beautiful idea. I hope it is used correctly and not vandalized by the questionable neighborhood it will be located by

County of Stanislaus City of Modesto
7th Street Bridge Project

7th Street Bridge Aesthetics Ballot

1. Bridge type preferred:



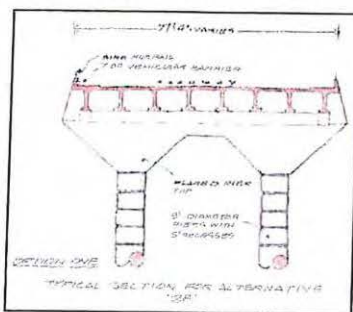
☒ Box Girder

OR



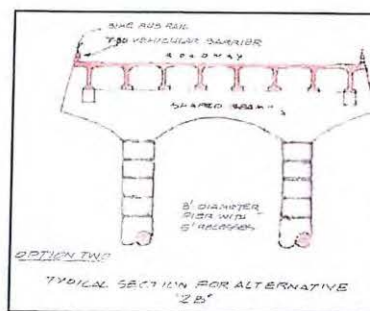
☐ Precast Girder Bridge

2. Typical pier for precast girder bridge:



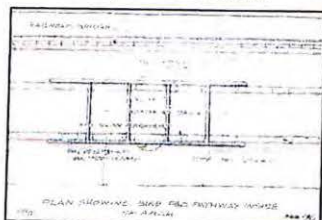
☐ Option 1

OR



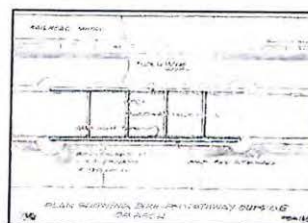
☒ Option 2

3. Pathway on tied arch:



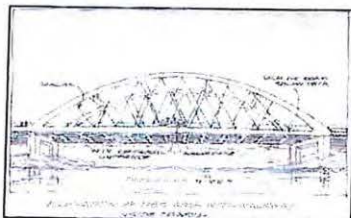
☐ Inside

OR



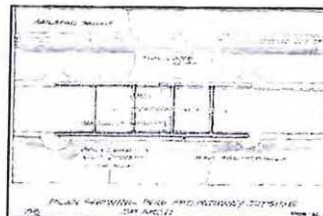
☒ Outside of arch

4. Outlook locations for Arch Bridge:



☐ centered on river

OR



☒ At ends

5. Outlooks:



☒ Curved

OR



☐ Rectangular

6. Abutments:



☐ Horizontal

OR



☒ Vertical Patterns


7. Ped/bike paths:

A. For Viaduct



☐ Auto Barrier Outside Of Sidewalk

OR



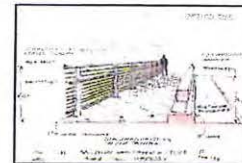
☒ Edge Of Roadway

B. Pattern on sidewalk




☐ Transverse Striping

OR

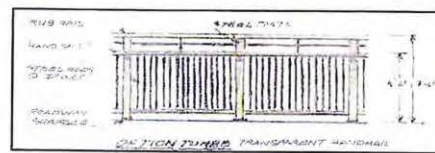


☒ Diagonal


8. Handrails:




☐ Option 2



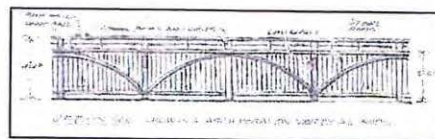
☒ Option 3



☐ Option 4



☐ Option 5







☐ Option 6

8 A. Lighting on Handrails?

☐ Yes

☒ No

9. Bridge heads:



☐ Option 1

OR

☐ Option 2

10. Light poles:




☐ Vertical Pole (Modern)



☒ Old Fashioned

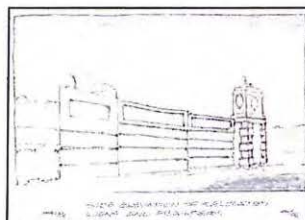
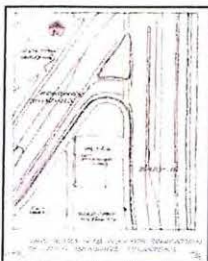


☐ Pole With Arch At Top



☐ Modified Cobra Head

11. What do you think of the idea for the plaza?



Comments:


no

1. Bridge type preferred:



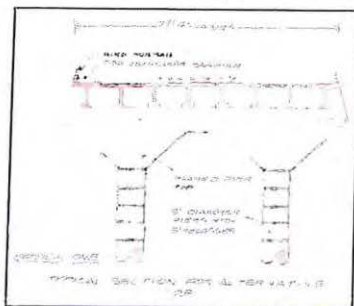
☒ Box Girder

OR



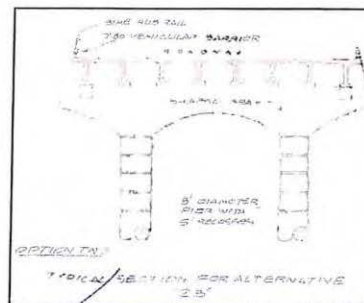
☐ Precast Girder Bridge

2. Typical pier for precast girder bridge:



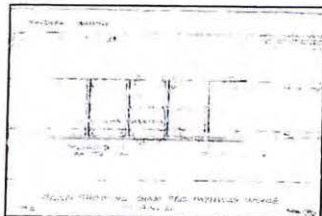
☐ Option 1

OR



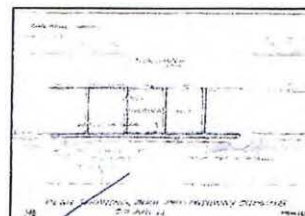
☒ Option 2

3. Pathway on tied arch:




☐ Inside

OR



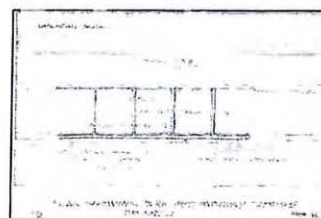
☒ Outside of arch

4. Outlook locations for Arch Bridge:



☒ centered on river

OR



☐ At ends

5. Outlooks:




☒ Curved



☐ Rectangular

OR

6. Abutments:



☒ Horizontal



☐ Vertical Patterns


OR

7. Ped/bike paths:

A. For Viaduct



☐ Auto Barrier Outside Of Sidewalk




☒ Edge Of Roadway

OR

B. Pattern on sidewalk




☐ Transverse Striping



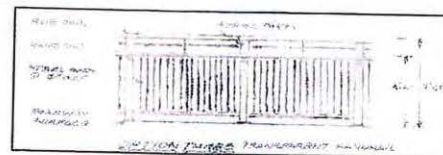
☒ Diagonal

OR

8. Handrails:



☐ Option 2




☒ Option 3



☐ Option 4



☐ Option 5







☒ Option 6

8 A. Lighting on Handrails?

☐ Yes

☐ No

9. Bridge heads:



☒ Option 1

OR

☐ Option 2


10. Light poles:




☐ Vertical Pole (Modern)



☒ Old Fashioned


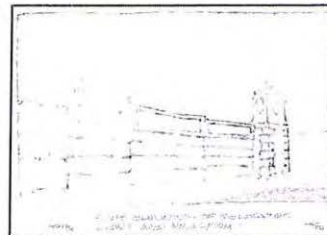




☐ Pole With Arch At Top



☐ Modified Cobra Head

11. What do you think of the idea for the plaza?




Comments:

1. Bridge type preferred:



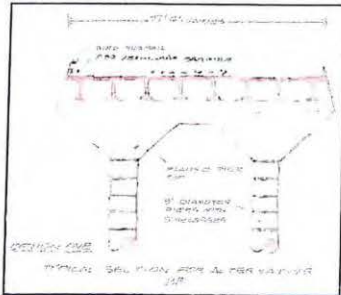
☒ Box Girder

OR



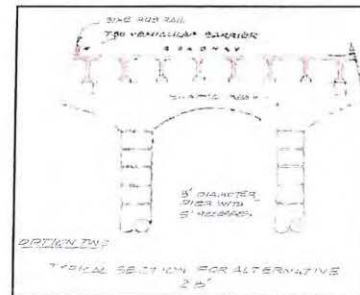
☐ Precast Girder Bridge

2. Typical pier for precast girder bridge:



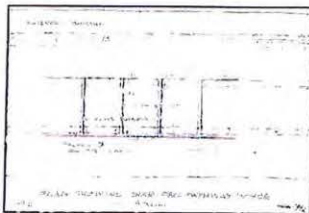
☐ Option 1

OR




☒ Option 2

3. Pathway on tied arch:




☒ Inside

OR




☐ Outside of arch

4. Outlook locations for Arch Bridge:



☒ centered on river

OR



☐ At ends

5. Outlooks:



☒ Curved



☐ Rectangular

OR

6. Abutments:



☐ Horizontal




☒ Vertical Patterns

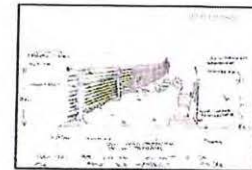
OR

7. Ped/bike paths:

A. For Viaduct



☐ Auto Barrier Outside Of Sidewalk



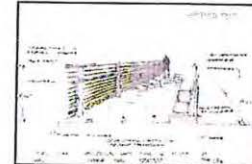
☒ Edge Of Roadway

OR

B. Pattern on sidewalk



☐ Transverse Striping



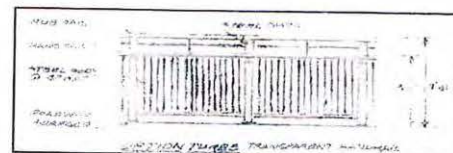
☒ Diagonal

OR

8. Handrails:




☐ Option 2




☒ Option 3



☐ Option 4



☐ Option 5



☐ Option 6




Ballot #31 – Page 3

8 A. Lighting on Handrails?

☒ Yes

☐ No

9. Bridge heads:



☐ Option 1

OR

☒ Option 2

10. Light poles:




☒ Vertical Pole (Modern)



☐ Old Fashioned


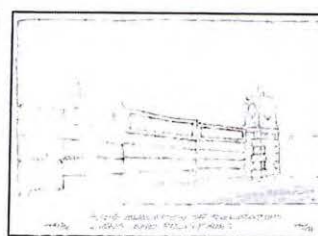



☐ Pole With Arch At Top



☐ Modified Cobra Head

11. What do you think of the idea for the plaza?




Comments:

1. Bridge type preferred:



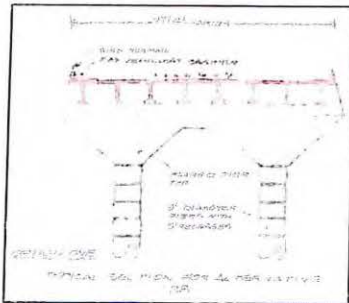
☐ Box Girder

OR



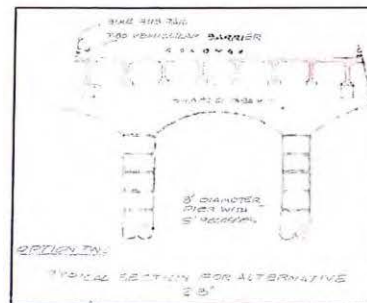
☒ Precast Girder Bridge

2. Typical pier for precast girder bridge:




☐ Option 1

OR



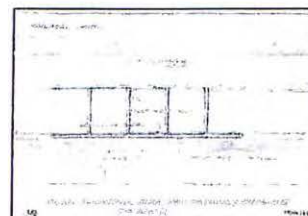
☒ Option 2

3. Pathway on tied arch:



☐ Inside

OR



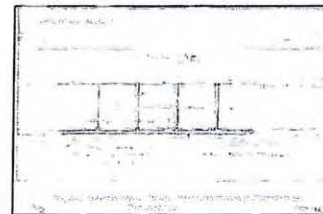
☐ Outside of arch

4. Outlook locations for Arch Bridge:



☐ centered on river

OR



☐ At ends

5. Outlooks:



☐ Curved

OR



☒ Rectangular

6. Abutments:



☒ Horizontal

OR



☐ Vertical Patterns


7. Ped/bike paths:

A. For Viaduct




☒ Auto Barrier Outside Of Sidewalk

OR




☐ Edge Of Roadway

B. Pattern on sidewalk



☐ Transverse Striping

OR




☒ Diagonal

8. Handrails:



☐ Option 2



☐ Option 3



☒ Option 4



☐ Option 5





☐ Option 6

8 A. Lighting on Handrails?

☐ Yes

☐ No

9. Bridge heads:



☐ Option 1

OR

☒ Option 2

10. Light poles:




☐ Vertical Pole (Modern)



☒ Old Fashioned


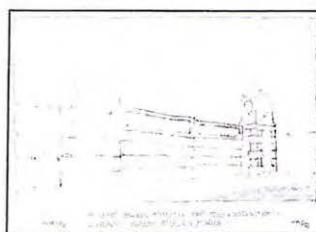




☐ Pole With Arch At Top



☐ Modified Cobra Head

11. What do you think of the idea for the plaza?




Comments:

1. Bridge type preferred:



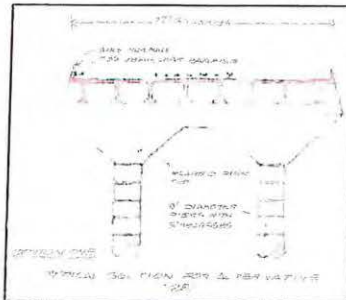
☐ Box Girder

OR



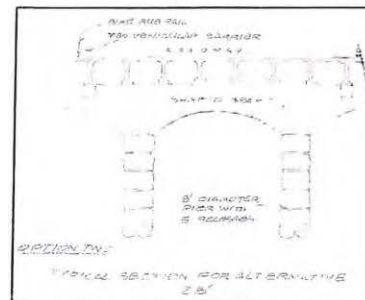
☒ Precast Girder Bridge

2. Typical pier for precast girder bridge:




☐ Option 1

OR




☒ Option 2

3. Pathway on tied arch:




☒ Inside

OR




☐ Outside of arch

4. Outlook locations for Arch Bridge:



☒ Centered on river

OR



☐ At ends

5. Outlooks:




☒ Curved

OR




☐ Rectangular

6. Abutments:



☐ Horizontal

OR



☒ Vertical Patterns

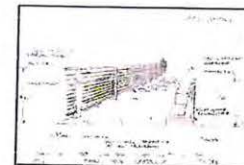
7. Ped/bike paths:

A. For Viaduct



☐ Auto Barrier Outside Of Sidewalk

OR



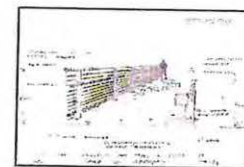
☒ Edge Of Roadway

B. Pattern on sidewalk




☐ Transverse Striping

OR




☐ Diagonal


8. Handrails:



☐ Option 2



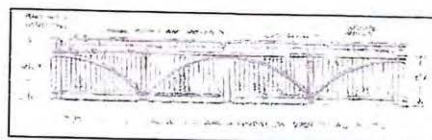
☐ Option 3



☒ Option 4



☐ Option 5



☐ Option 6



Ballot #33 – Page 3

8 A. Lighting on Handrails?

☐ Yes

☒ No

9. Bridge heads:



☒ Option 1

OR

☐ Option 2

10. Light poles:



☐ Vertical Pole (Modern)



☒ Old Fashioned


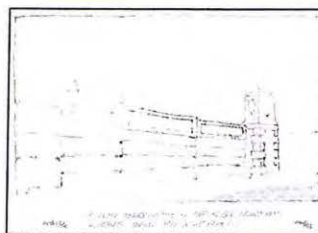




☐ Pole With Arch At Top



☐ Modified Cobra Head

11. What do you think of the idea for the plaza?



Comments: I can't wait for the changes.

BTW. save the Lions.


Ballot #34 – Page 1

1. Bridge type preferred:



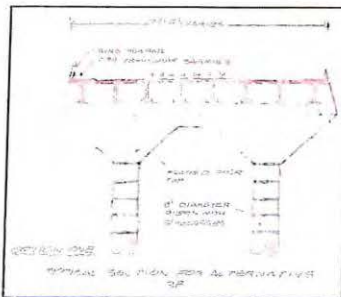
☐ Box Girder

OR



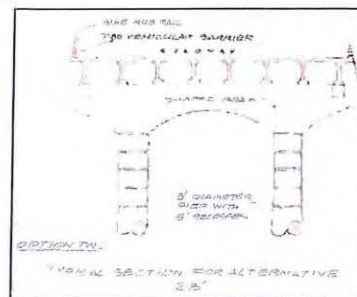
☒ Precast Girder Bridge

2. Typical pier for precast girder bridge:




☐ Option 1

OR




☒ Option 2

3. Pathway on tied arch:



☒ Inside

OR



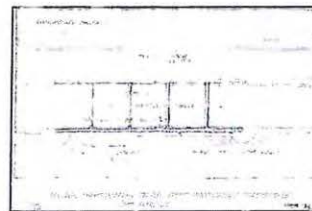
☐ Outside of arch

4. Outlook locations for Arch Bridge:



☒ centered on river

OR



☐ At ends

Ballot #34 – Page 2

5. Outlooks:




☒ Curved

OR



☐ Rectangular

6. Abutments:



☐ Horizontal

OR



☒ Vertical Patterns


7. Ped/bike paths:

A. For Viaduct



☐ Auto Barrier Outside Of Sidewalk

OR




☒ Edge Of Roadway

B. Pattern on sidewalk




☐ Transverse Striping

OR




☒ Diagonal

8. Handrails:



☐ Option 2




☐ Option 3



☐ Option 4



☐ Option 5





☒ Option 6

8 A. Lighting on Handrails?

☐ Yes

☒ No

9. Bridge heads:



☒ Option 1

OR

☐ Option 2


10. Light poles:



☐ Vertical Pole (Modern)



☒ Old Fashioned





☐ Pole With Arch At Top



☐ Modified Cobra Head

11. What do you think of the idea for the plaza?




Comments:

1. Bridge type preferred:



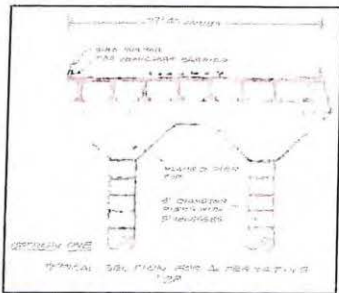
☐ Box Girder

OR



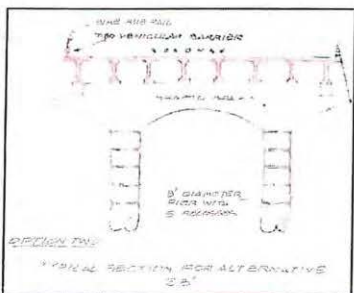
☒ Precast Girder Bridge

2. Typical pier for precast girder bridge:



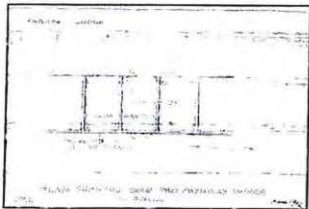
☐ Option 1

OR




☒ Option 2

3. Pathway on tied arch:



☐ Inside

OR



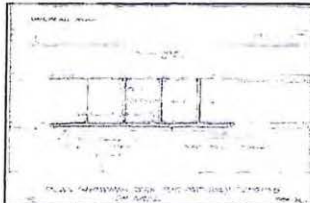
☒ Outside of arch

4. Outlook locations for Arch Bridge:




☐ centered on river

OR



☒ At ends

5. Outlooks:




☒ Curved

OR



☐ Rectangular

6. Abutments:



☒ Horizontal


OR



☐ Vertical Patterns

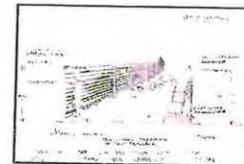
7. Ped/bike paths:

A. For Viaduct



☐ Auto Barrier Outside Of Sidewalk

OR



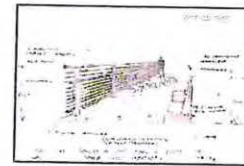
☒ Edge Of Roadway

B. Pattern on sidewalk




☐ Transverse Striping

OR

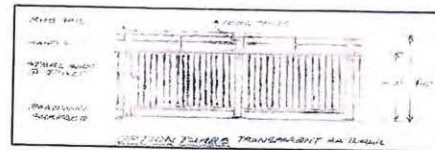


☒ Diagonal

8. Handrails:



☐ Option 2



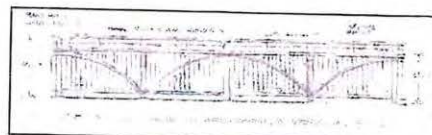
☐ Option 3



☐ Option 4



☒ Option 5






☐ Option 6

8 A. Lighting on Handrails?

☒ Yes

☐ No

9. Bridge heads:



☒ Option 1

OR

☐ Option 2

10. Light poles:



☐ Vertical Pole (Modern)



☒ Old Fashioned







☐ Pole With Arch At Top



☐ Modified Cobra Head

11. What do you think of the idea for the plaza?



Comments:

Love it! very nice use of the lions.


Ballot #36 – Page 1

1. Bridge type preferred:



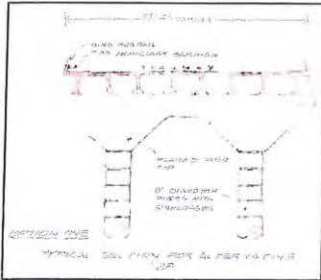
☐ Box Girder

OR



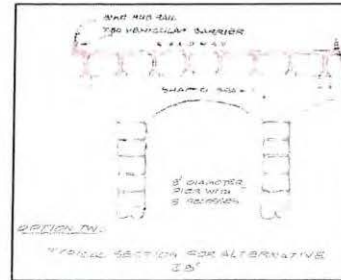
☒ Precast Girder Bridge

2. Typical pier for precast girder bridge:




☒ Option 1

OR




☐ Option 2

3. Pathway on tied arch:




☐ Inside

OR



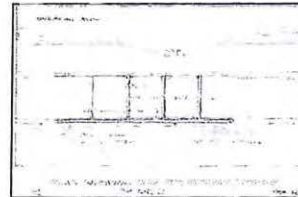
☒ Outside of arch

4. Outlook locations for Arch Bridge:



☐ centered on river

OR



☒ At ends

5. Outlooks:




☒ Curved



☐ Rectangular

OR

6. Abutments:



☐ Horizontal



☒ Vertical Patterns


OR

7. Ped/bike paths:

A. For Viaduct




☒ Auto Barrier Outside Of Sidewalk



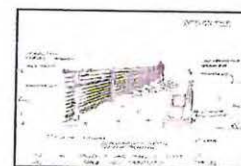
☐ Edge Of Roadway

OR

B. Pattern on sidewalk




☐ Transverse Striping




☒ Diagonal

OR

8. Handrails:




☐ Option 2




☐ Option 3



☐ Option 4



☐ Option 5







☒ Option 6

8 A. Lighting on Handrails?

☐ Yes

☒ No

9. Bridge heads:



☒ Option 1

OR

☐ Option 2


10. Light poles:




☐ Vertical Pole (Modern)



☒ Old Fashioned


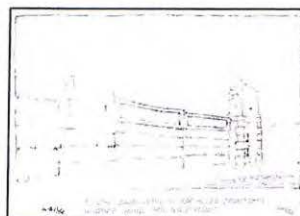




☐ Pole With Arch At Top



☐ Modified Cobra Head

11. What do you think of the idea for the plaza?




Comments: I think it is a nice idea & that it would be very pretty... For about a week, then it will be taken over by vagrants. So as much as the pretty would be nice, just go w/ what is cheapest.

1. Bridge type preferred:



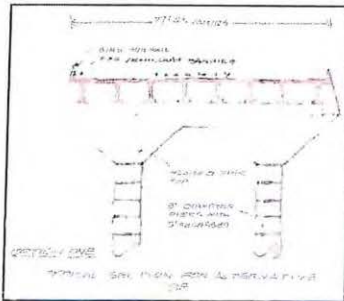
☐ Box Girder

OR



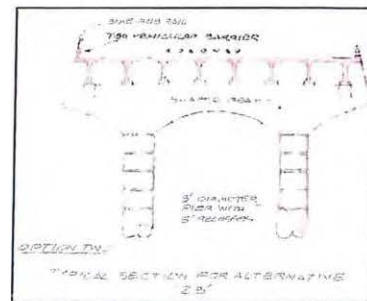
☒ Precast Girder Bridge

2. Typical pier for precast girder bridge:



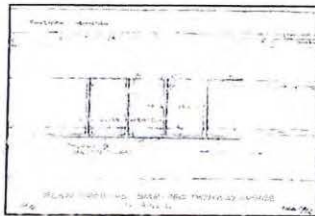
☐ Option 1

OR



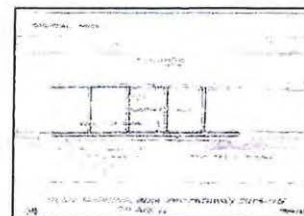
☒ Option 2

3. Pathway on tied arch:




☒ Inside

OR




☒ Outside of arch

4. Outlook locations for Arch Bridge:




☐ centered on river

OR



☒ At ends

5. Outlooks:




☒ Curved

OR



☐ Rectangular

6. Abutments:



☐ Horizontal

OR



☒ Vertical Patterns


7. Ped/bike paths:

A. For Viaduct



☐ Auto Barrier Outside Of Sidewalk

OR




☒ Edge Of Roadway

B. Pattern on sidewalk




☐ Transverse Striping

OR




☒ Diagonal


8. Handrails:



☐ Option 2




☐ Option 3



☐ Option 4



☐ Option 5




☒ Option 6

8 A. Lighting on Handrails?

☐ Yes

☐ No

9. Bridge heads:



☐ Option 1

OR

☐ Option 2

10. Light poles:




☐ Vertical Pole (Modern)



☒ Old Fashioned


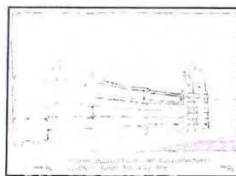


☐ Pole With Arch At Top



☐ Modified Cobra Head

11. What do you think of the idea for the plaza?




Comments:

1. Bridge type preferred:



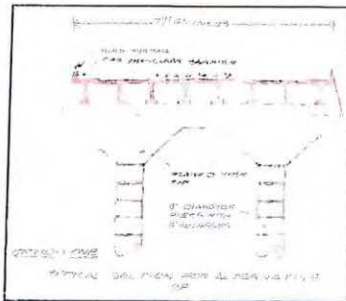
☐ Box Girder

OR



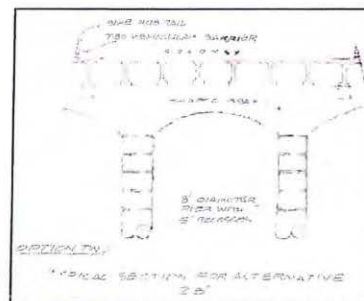
☒ Precast Girder Bridge

2. Typical pier for precast girder bridge:




☐ Option 1

OR




☒ Option 2

3. Pathway on tied arch:




☒ Inside

OR




☐ Outside of arch

4. Outlook locations for Arch Bridge:



☒ centered on river

OR



☐ At ends

5. Outlooks:



☒ Curved



☐ Rectangular

OR

6. Abutments:



☒ Horizontal



☐ Vertical Patterns


OR

7. Ped/bike paths:

A. For Viaduct



☐ Auto Barrier Outside Of Sidewalk




☒ Edge Of Roadway

OR

B. Pattern on sidewalk




☐ Transverse Striping




☒ Diagonal

OR

8. Handrails:




☐ Option 2




☒ Option 3



☐ Option 4



☐ Option 5







☒ Option 6

8 A. Lighting on Handrails?

☒ Yes

☐ No

9. Bridge heads:



☒ Option 1

OR

☐ Option 2

10. Light poles:



☒ Vertical Pole (Modern)



☒ Old Fashioned







☐ Pole With Arch At Top



☐ Modified Cobra Head

11. What do you think of the idea for the plaza?



Comments: I love the idea of a plaza as long as it does not become a homeless haven.


Ballot #39 – Page 1

1. Bridge type preferred:



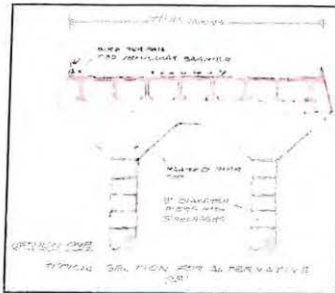
☒ Box Girder

OR



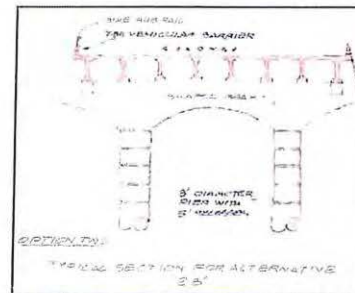
☐ Precast Girder Bridge

2. Typical pier for precast girder bridge:



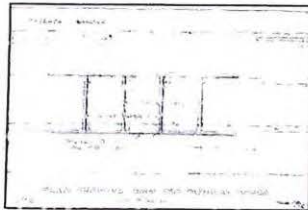
☐ Option 1

OR



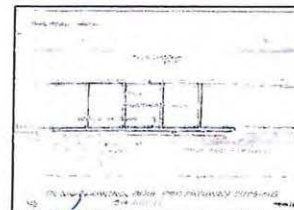
☒ Option 2

3. Pathway on tied arch:




☐ Inside

OR




☒ Outside of arch

4. Outlook locations for Arch Bridge:



☐ centered on river

OR



☒ At ends

5. Outlooks:




☒ Curved

OR



☐ Rectangular

6. Abutments:



☒ Horizontal


OR



☐ Vertical Patterns

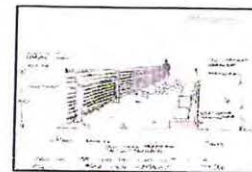
7. Ped/bike paths:

A. For Viaduct



☐ Auto Barrier Outside Of Sidewalk

OR




☒ Edge Of Roadway

B. Pattern on sidewalk



☐ Transverse Striping

OR




☒ Diagonal

8. Handrails:




☐ Option 2




☐ Option 3



☐ Option 4



☐ Option 5




☒ Option 6

8 A. Lighting on Handrails?

☒ Yes

☐ No

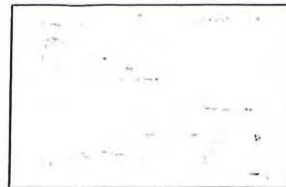
9. Bridge heads:




☒ Option 1



OR



☐ Option 2



10. Light poles:




☐ Vertical Pole (Modern)



☒ Old Fashioned


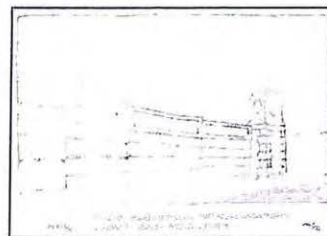



☐ Pole With Arch At Top



☐ Modified Cobra Head

11. What do you think of the idea for the plaza?



Comments: looks good. Incorporate the lions. They are historic.

Appendix E: Sign-In Sheets



Date: February 25, 2015

Please Print Your Name	Organization, if any
BRUNGH RAY JONES	Collins Electric
Johanne Perine	
Hedder Dwyer	
Carmen S. Preciado	
GREGORY HASE Deanne Collins Tim Collins	Sumner Village
Betty Suleth	Saltwater Sculptures
Jon Rodriguez	
Vladimir Rodriguez	

Thank you for attending. Gracias por su asistencia.



Date: February 25, 2015

Please Print Your Name	Organization, if any
Arthur Finkel	
Bill Hudson	Stanislaus Food Proc.
Nashir Kassim	Lion's Market
Yehia Shaibi	Lion's MKL
Genny Kenonen	Modesto City
David Leamon	Stanislaus Co

Thank you for attending. Gracias por su asistencia.



Date: February 25, 2015

Please Print Your Name	Organization, if any	Address, City and Zip	E-mail	Phone
Matt Frank	CH ₂ M _H ill			
Chris Serroels	"			
Hens Standgaard	"			
Judith Buethe	JBC			
Rex Buethe	JBC			
Don MacDonald	MacDonald Architects			

Thank you for attending. Gracias por su asistencia.